

Sky Tower

Kitty Power Paws Model: #7308

Instructions online at www.prevuepet.com

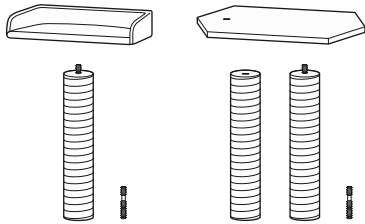
read first

REVIEW BEFORE ASSEMBLY

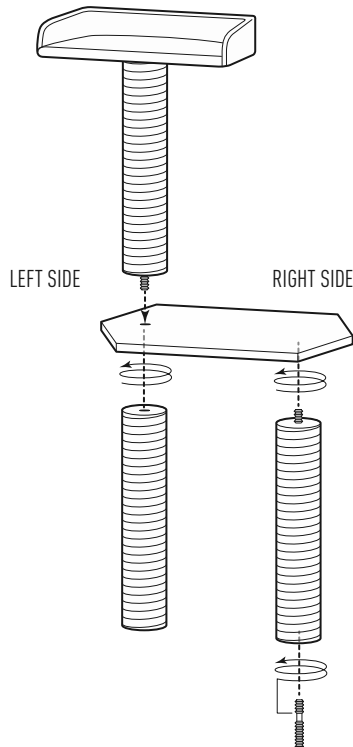
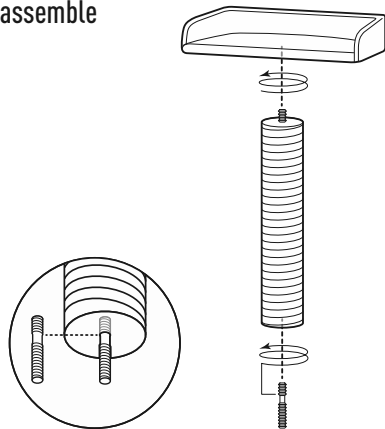
- **TOOLS:** Allen wrench is included. No other tools are necessary.

For assistance or replacement, please contact Prevue:
PHONE 1 (312) 243-3624
ONLINE www.prevuepet.com
EMAIL customerservice@prevuepet.com

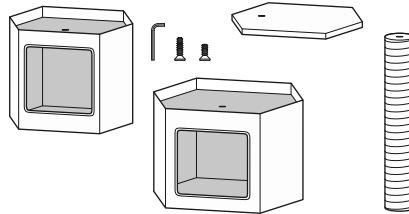
1 PIECES



Pre-assemble

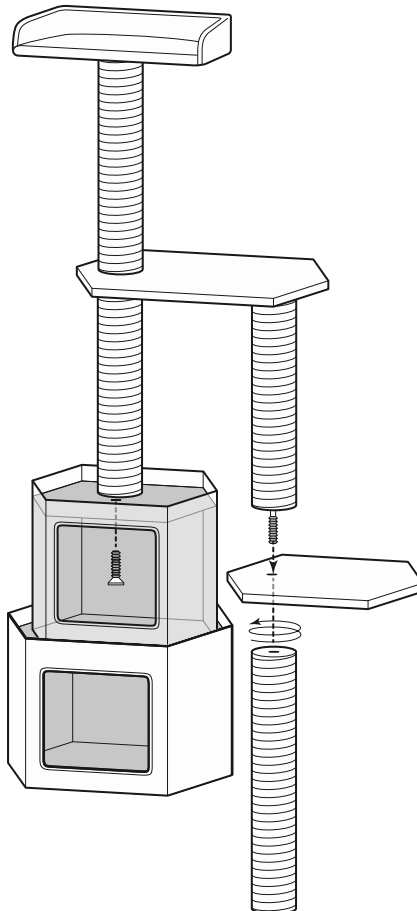
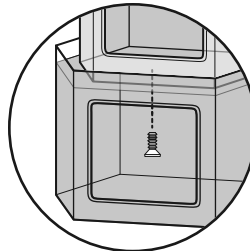


2 PIECES

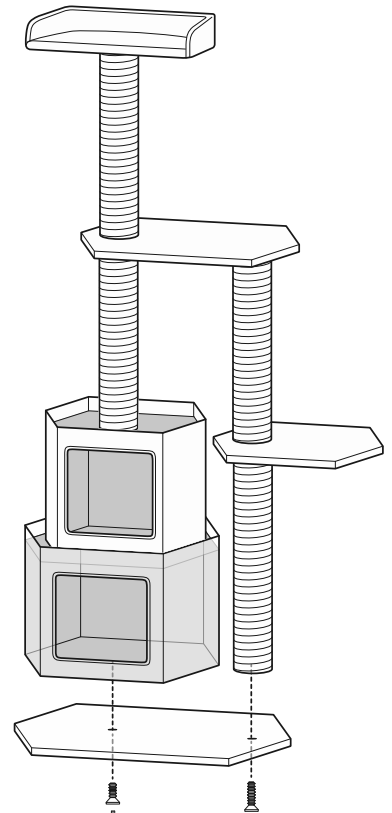
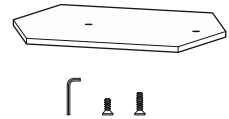


Pre-assemble

Stack the smaller hideaway onto the larger, and attach them together with a short screw.



3 PIECES



LEFT SIDE
Use the short screw to attach the hideaway.

RIGHT SIDE
Use the long screw to attach the scratching post.

Assembly completed.

