



INSTRUCTIONS D'ASSEMBLAGE
ASSEMBLY INSTRUCTIONS

MONARCH
SPECIALTIES INC.

I 2100

ETAGERE -
70"H / METAL CUIVRE BIBLIOTHEQUE DE COIN

BOOKCASE -
70"H / COPPER METAL CORNER ETAGERE




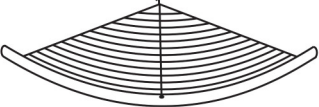



**POUR DE L'ASSISTANCE OU POUR COMMANDER
DES PIÈCES CONTACTEZ NOTRE DÉPARTEMENT
DE SERVICE À LA CLIENTÈLE.**

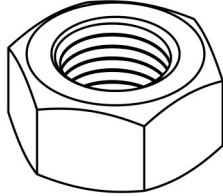
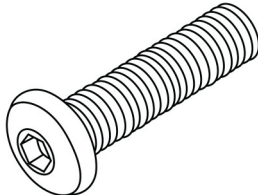

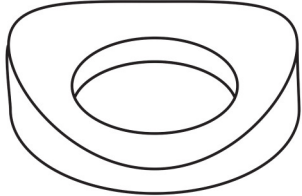

**FOR ASSISTANCE OR TO ORDER PARTS
CONTACT OUR CUSTOMER SERVICE DEPARTMENT**

WWW.MONARCHSERVICE.COM

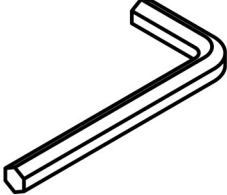
LISTE DES PIÈCES
PARTS LIST

PIÈCE / PART #	IMAGE	DESCRIPTION	QTY / QTÉ
1		<p>FRONT FACING LEFT SIDE PANEL PANNEAU DE CÔTÉ GAUCHE</p>	1
2		<p>FRONT FACING RIGHT SIDE PANEL PANNEAU DE CÔTÉ AVANT DROIT</p>	1
3		<p>METAL SHELF ÉTAGÈRE EN MÉTAL</p>	3
4		<p>BOTTOM SHELF ÉTAGÈRE DU BAS</p>	1
5		<p>SHELF SUPPORT BAR BARRE DE SOUTIEN POUR TABLETTE</p>	1

LISTE DES PIÈCES DE MONTAGE
HARDWARE LIST

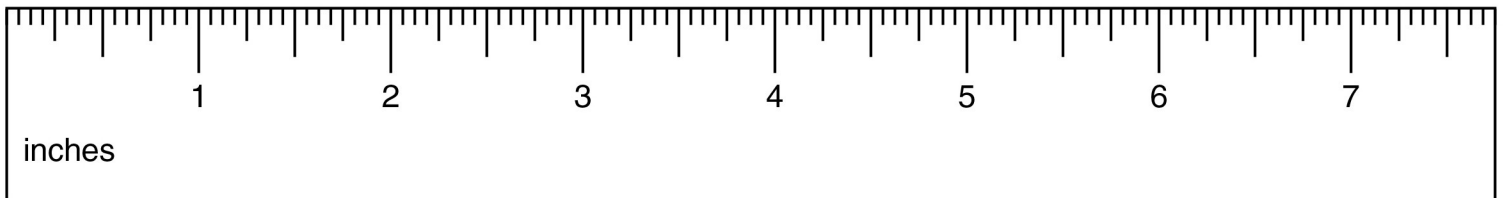
PIÈCE / PART #	IMAGE	DESCRIPTION	QTY / QTÉ
A		<p>HEX NUT - Ø 1/4"</p> <p>ÉCROU HEXAGONALE - Ø 1/4"</p>	5
B		<p>ASSEMBLING BOLT - Ø 1/4" X 1 1/8"</p> <p>BOULON D'ASSEMBLAGE - Ø 1/4" X 1 1/8"</p>	9
C		<p>ADJUSTABLE LEG - Ø 1/4" X 3/4"</p> <p>PATTE AJUSTABLE - Ø 1/4" X 3/4"</p>	1
D		<p>CURVED WASHER</p> <p>RONDELLE CURVÉE</p>	8
E		<p>SPANNER</p> <p>CLÉ ANGLAISE</p>	1

LISTE DES PIÈCES DE MONTAGE
HARDWARE LIST

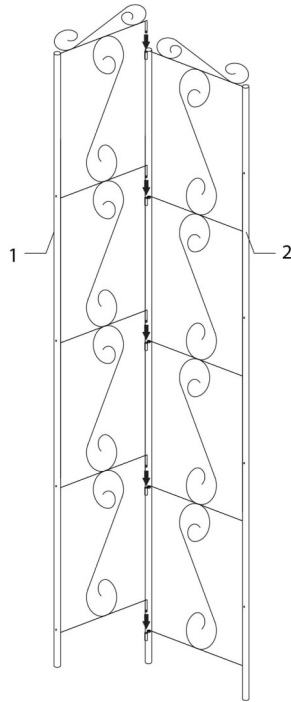
PIÈCE / PART #	IMAGE	DESCRIPTION	QTY / QTÉ
F		HEX KEY CLÉ HEXAGONALE	1



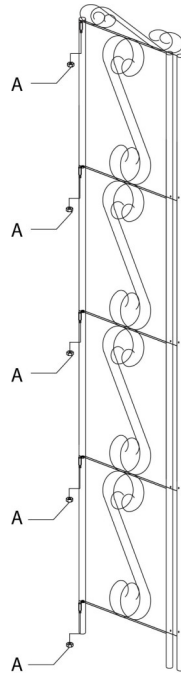
OUTIL DE VÉRIFICATION DE DIMENSIONS DES PIÈCES
HARDWARE DIMENSIONS VERIFICATION TOOL



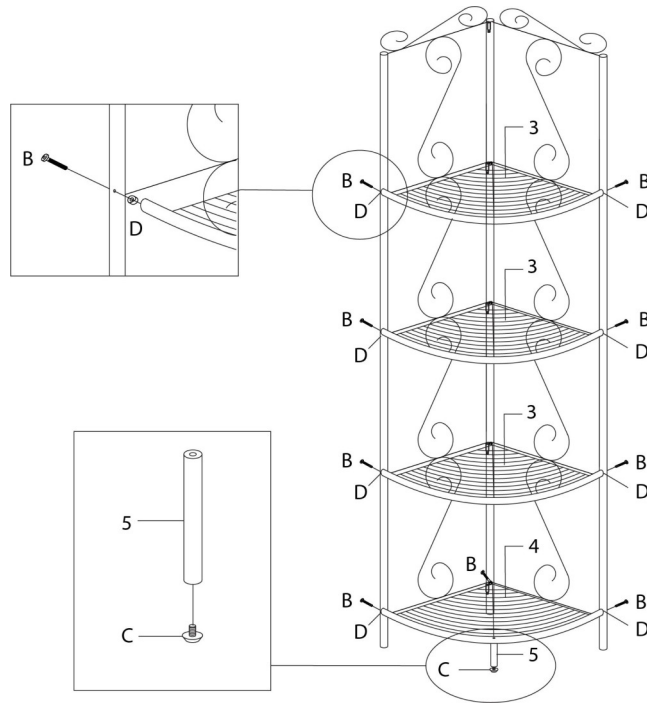
ÉTAPE / STEP 1



ÉTAPE / STEP 2



ÉTAPE / STEP 3



ÉTAPE / STEP 4

