





300 N. Oakley Blvd
Chicago, IL 60612 USA
Phone 312-226-2473
solutions@bird-x.com




PROWLER OWL INSTRUCTIONS

1. Slip neck into body opening and out through slit in bottom of windsock belly.



2. Push wing cross strut into groove on back of head.
3. Pull grommet up and over peg on top of head.
4. Spread wings out.



5. Mount on 1/2" conduit or post, or hang using your own fishing line. [If you are in a high-wind area, it's a good idea to secure it extra-well with tape, glue or any other method.]

Prowler Owl is the most realistic owl scare available, in natural hunting position. Any air movement will cause airfoil wings to move naturally, increasing the threat. Move Prowler Owl occasionally so birds don't acclimate to his presence in one place.