

BSBNLSET / BSGYFSET

Bar Stool Assembly Instructions

Max Weight Capacity 330 Lb

READ ALL INSTRUCTIONS AND WARNINGS BEFORE USING THIS PRODUCT.

This manual provides important information on proper operation & maintenance. Every effort has been made to ensure the accuracy of this manual. These instructions are not meant to cover every possible condition and situation that may occur. We reserve the right to change this product at any time without prior notice.

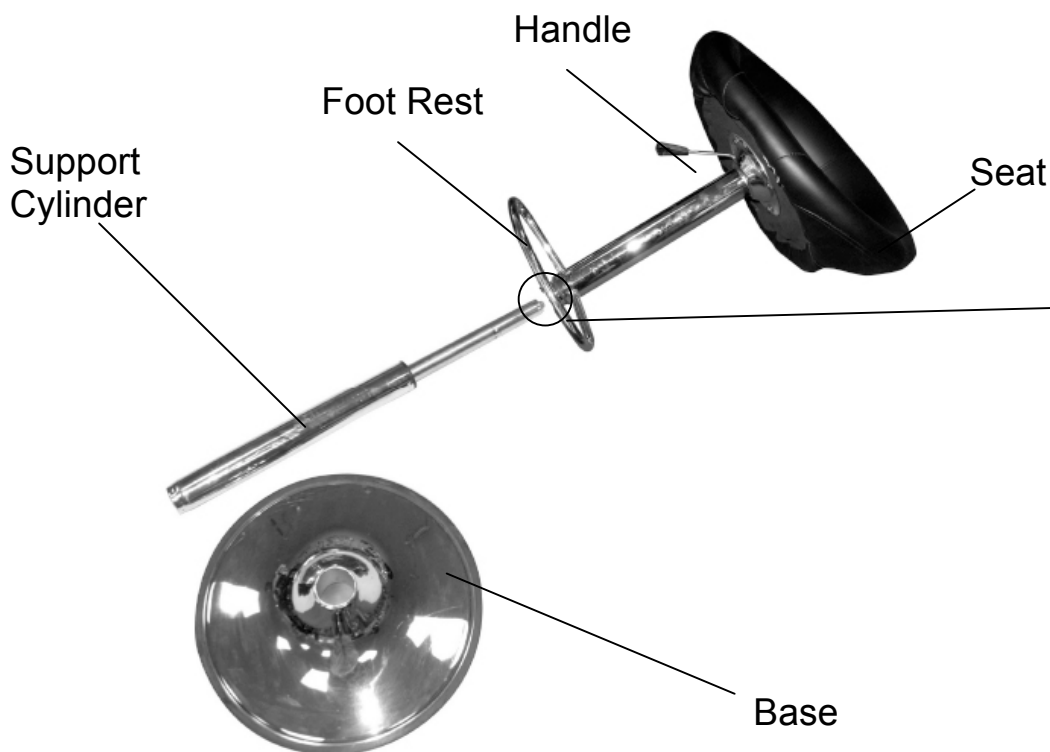
IF THERE IS ANY QUESTION ABOUT A CONDITION BEING SAFE OR UNSAFE, DO NOT USE THIS PRODUCT!

DO NOT RETURN THIS PRODUCT TO THE RETAILER - CONTACT CUSTOMER SERVICE.


If you experience a problem, have questions or need parts for this product, visit our website <http://www.amerihomebrand.com> or call Customer Service at 1-888-287-6981, Monday-Friday, 8 AM - 4 PM Central Time. A copy of the sales receipt is required.

KEEP THIS MANUAL, SALES RECEIPT & APPLICABLE WARRANTY FOR FUTURE REFERENCE


ATTENTION!



Remove Black Cap




Discard Before Assembly




ASSEMBLY INSTRUCTION


201604



A Black Cap protects the hydraulic mechanism on the Support Cylinder.



Remove the Black Cap and discard it before assembly. The Orange hydraulic button will become visible.



Use an allen wrench to attach the Seat Plate to the underside of the Seat with the provided bolts.



Place the wide end of the Support Cylinder into the center hole.



Press the Support Cylinder down firmly into the center hole.



Press the Seat onto the narrow end of Support Cylinder.

To raise and lower the Seat, grasp the Handle and pull upward without applying any weight on the Seat. To lower, grasp the Handle and pull upward while sitting on the Seat.



To disassemble, turn the stool upside down, and hit the clip on the center of the bottom of the base with a rubber mallet to disengage the locking mechanism. Then, turn the stool right side up, and lift the Seat upward, pulling the Seat Assembly off of the Support Cylinder.



Metal Clip