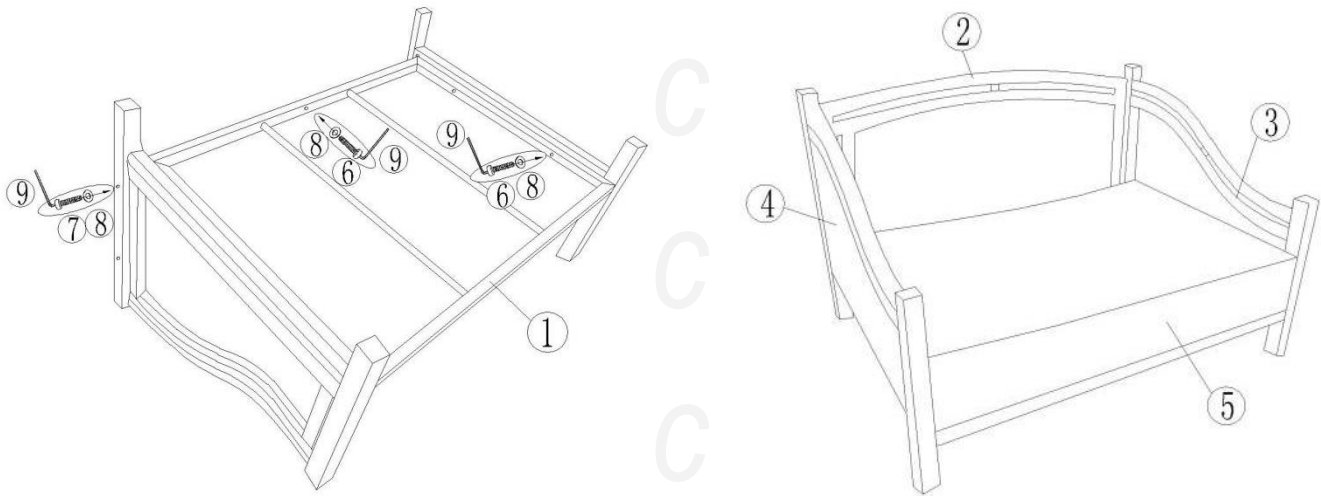


52521 - Maharaja Rattan Pet Bed:







Step One: Insert washers (part 8) into the screws (part 7), and using Allen key (part 9) attach the side panels (part 3 & 4) to the back panel (part 2). Number of screws (part 7) 4 pieces.

Step Two: Insert washers (part 8) into the screws (part 6), and using Allen key (part 9) attach the base (part 1) to the side panels (part 3 & 4) and to the back panel (part 2). Number of screws (part 6) 5 pieces.

Step Three: Place cushion (part 5) as shown in the image above.

Spare Parts Include:

6	 M6 x 35mm	5PC
7	 M6 x 40mm	4PC
8		9PC
9		1PC