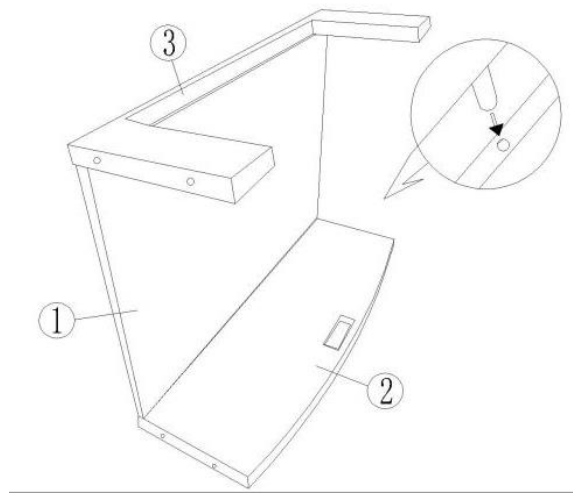
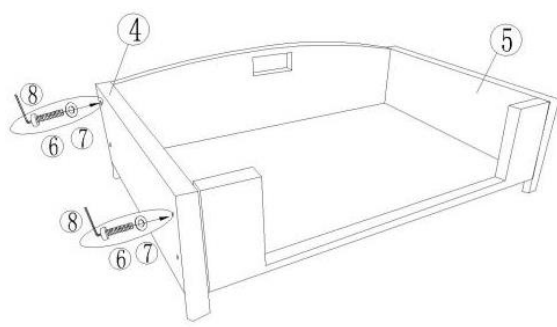


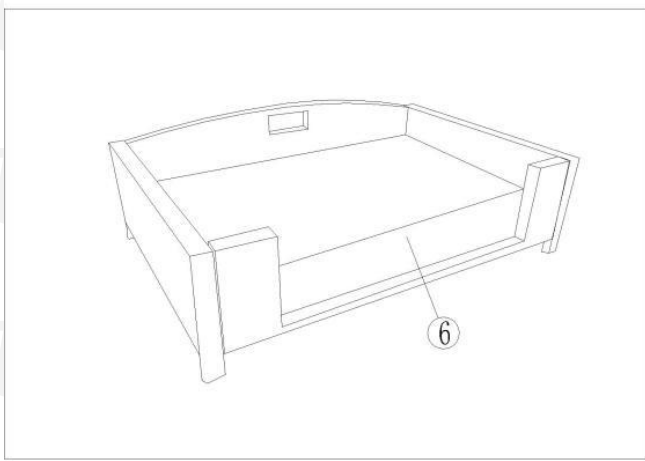
52514 – 52515 - 52516 - Rattan Rectangular Pet Sofa



Step One: Attach the base of the sofa (part 1) to the back rest (part 2) (no screws needed); Then attach (part 3) to the base of the sofa (part 1) as shown in the image above.






Step Two: Insert washers (part 7) into the screws (part 6), and using Allen key (part 8) attach the side panels (Part 4 & 5) to the body as shown in the image above.



Step Three: Place the cushion in the sofa, as shown in the image above.

Spare parts include:

6	 M6 x 50mm	8PC
7		8PC
8		1PC