




Heavy Duty Drag Mat

OWNER'S MANUAL



WARNING:

Read carefully and understand all **ASSEMBLY AND OPERATION INSTRUCTIONS** before operating. Failure to follow the safety rules and other basic safety precautions may result in serious personal injury.

MODEL # YTF-455TBDM and YTF-68TBDM

Thank you very much for choosing this product! For future reference, please complete the owner's record below:

Model: _____ Purchase Date: _____

Save the receipt, warranty and these instructions. It is important that you read the entire manual to become familiar with this product before you begin using it.

This product is designed for certain applications only. The manufacturer cannot be responsible for issues arising from modification. We strongly recommend this product not be modified and/or used for any application other than that for which it was designed. If you have any questions relative to a particular application, DO NOT use the product until you have first contacted us to determine if it can or should be performed on the product.

For technical questions please call **1-218-943-6296**.

GENERAL SAFETY RULES



WARNING: Read and understand all instructions. Failure to follow all instructions listed below may result in serious injury.



CAUTION: Do not allow persons to operate or assemble this drag mat until they have read this manual and have developed a thorough understanding of how the drag mat works.



WARNING: The warnings, cautions, and instructions discussed in this instruction manual cannot cover all possible conditions or situations that could occur. It must be understood by the operator that common sense and caution are factors which cannot be built into this product, but must be supplied by the operator.

SAVE THESE INSTRUCTIONS

WORK AREA

- **Keep work area clean**, free of clutter and well lit. Cluttered and dark work areas can cause accidents.
- **Keep children and bystanders** away while operating the drag mat. Distractions can cause you to lose control, so visitors should remain at a safe distance from the work area.
- **Be aware of all power lines, electrical circuits**, water pipes and other mechanical hazards in your work area, particularly those hazards below the work surface hidden from the operator's view that may be unintentionally contacted and may cause personal harm or property damage.
- **Be alert of your surroundings.**


PERSONAL SAFETY

- **Stay alert**, watch what you are doing and use common sense when using a drag mat. Do not use a drag mat while you are tired or under the influence of drugs, alcohol or medication. A moment of inattention while operating a drag mat may result in serious personal injury.
- **Dress properly.** Do not wear loose clothing, dangling objects, or jewelry. Keep your hair, clothing and gloves away from moving parts.
- **Use safety apparel and equipment.** This applies to all persons in the work area. Use safety glasses, non-skid safety shoes, hardhat, gloves, dust collection systems, and hearing protection when needed.
- **Do not have passengers** on the tow vehicle when pulling the drag mat.
- **Do not turn too short when towing the drag mat.** Turning too short can result in the drag catching on your ATV tire and possible injury to the operator.

DRAG MAT USE AND CARE

- **Do not modify the drag mat in any way.** Unauthorized modification may impair the function and/or safety and could affect the life of the equipment. There are specific applications for which the drag mat was designed.
- **Always check for damaged or worn out parts before using the drag mat.** Broken parts will affect the drag mat operation. Replace or repair damaged or worn parts immediately.
- **Store idle drag mat.** When the drag mat is not in use, store it in a secure place out of the reach of children. Inspect it for good working condition prior to storage and before re-use.

ASSEMBLY



Step #1:

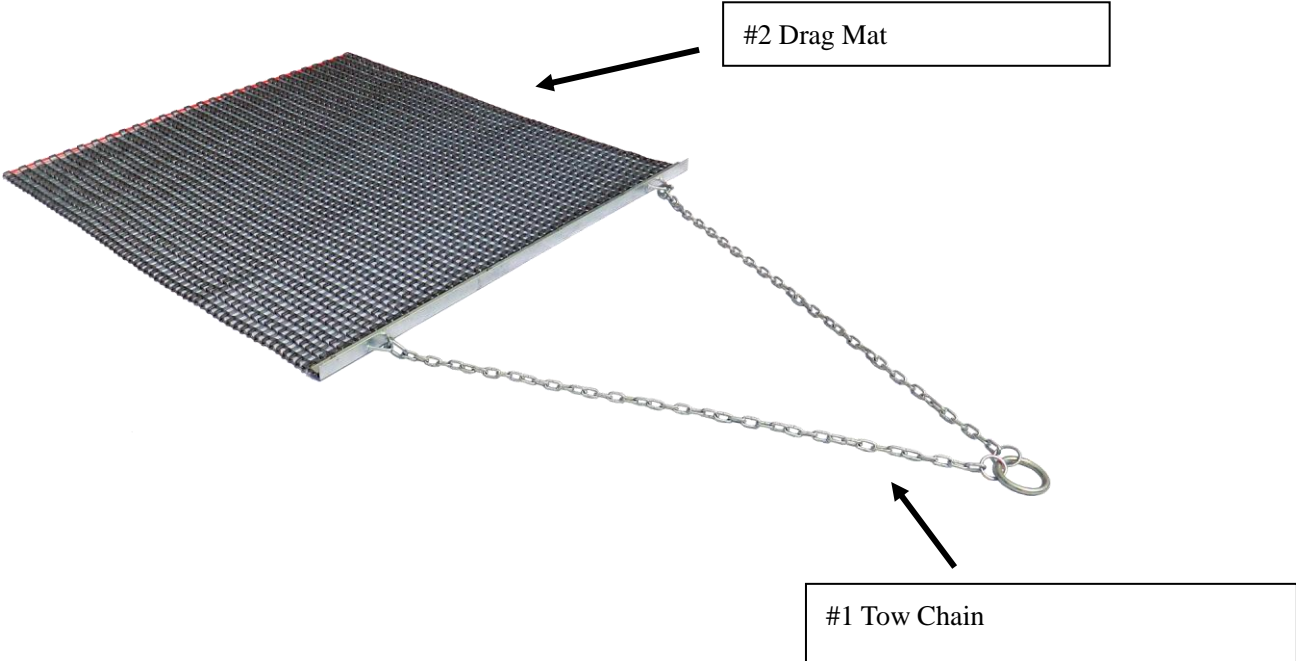
Attach Tow chain to the Drag Mat

See Above Photo

MAINTENANCE

- **Maintain your drag mat.** It is recommended that the general condition of any drag mat be examined before it is used. Keep your drag mat in good repair by adopting a program of conscientious repair and maintenance. If any abnormal vibrations or noise occurs, have the problem corrected before further use. Have necessary repairs made by qualified service personnel.

PARTS LISTING:



- 1. Tow Chain
- 2. Drag Mat

For technical questions, please call 1-218-943-6296.

WARRANTY

One-year limited parts warranty



TG
PO BOX 203
Miltona, MN 56354

Made in China