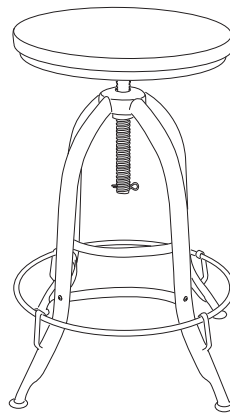


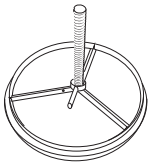
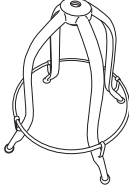
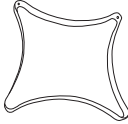





CAROLINA FORGE

Assembly Instructions
Item # 1525
RTA RYDER ADJUSTABLE STOOL



Thank you for purchasing a Carolina Forge Company product. This product has been designed for easy assembly and is constructed for durability. Please take the time to read and follow the assembly instructions carefully. If a part or hardware is missing or you have any difficulties in assembling this product, please contact us Toll Free 1-800-228-3876.

NO.	PART	DESCRIPTION	Q'TY	NO.	PARTS	DESCRIPTION	Q'TY
A		Seat	2PCS	B		Base	2PCS
C		Stretcher	1PC	D		Allen Head Bolt 6mm 15mm	4PCS
E		Quater Pin	2PCS	F		Allen Head Wrench 5mm	1PC



CAROLINA FORGE

Assembly Instructions
Item # 1525
RTA RYDER ADJUSTABLE STOOL

