

SET-UP INSTRUCTIONS:

1. Remove the ground blind from backpack carrying bag.
2. Lay the blind flat on the ground and be completely sure there is no material twisted or overlapping the ends of any poles. [SEE FIGURE 1]
3. Grab the pull handle on the eyelet located in the center of the roof and pull upward so the roof portion pops open. [SEE FIGURE 2]
4. Lift the roof up so that you can grab any one of the hubs located in the center of each wall. Grab the tie-down rope on the eyelet and pull out. [SEE FIGURE 3]

NOTE: Place your foot on the ground skirt to help hold the blind in place when popping open the walls. (Ground skirt is not included in all models).

5. Proceed by walking around entire blind and pulling on each of the wall's tie-down ropes to pop out each wall until all sides are popped out. [SEE FIGURE 4]
6. Your blind should be standing up completely. You may now proceed by anchoring the blind to the ground using the ground stakes and tie-down ropes provided.

NOTE: Ground stakes for your Barronett Blind® are located in a pouch inside of the blind. The pouch is sewn in at ground level onto the interior wall near the door.

7. Anchor loops are sewn in each corner and each side. Use the provided tie-down ropes and tie free end to ground stake. [SEE FIGURE 5]

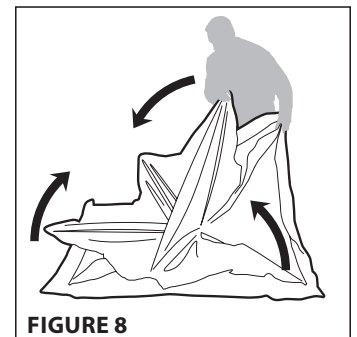
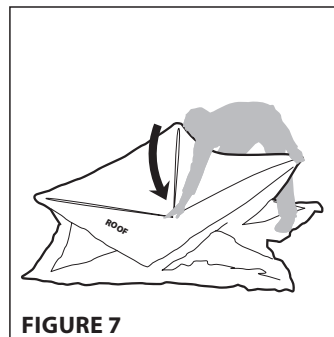
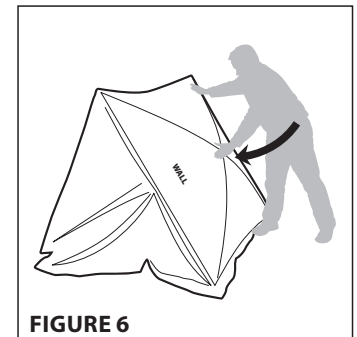
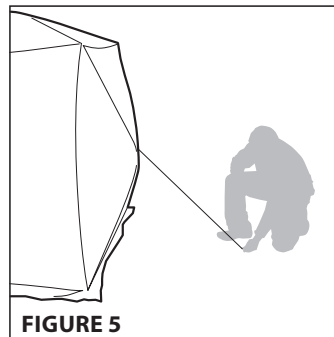
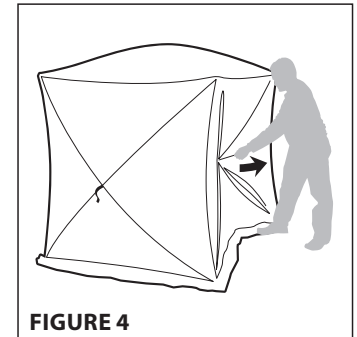
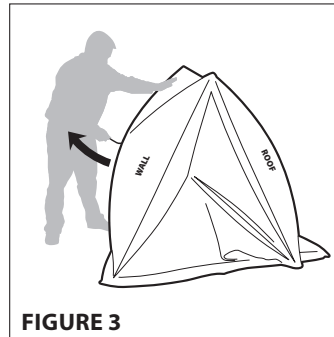
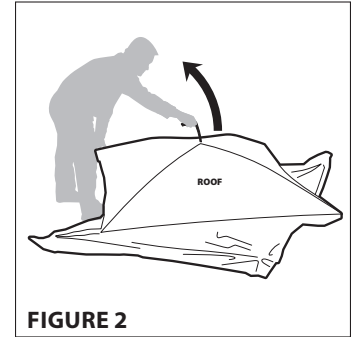
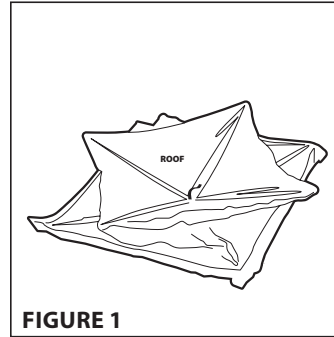
NOTE: Window configurations can now be set. Native brush can be placed in brush holders located around the blind. (Brush holders not included on all models.)

TAKE-DOWN INSTRUCTIONS:

1. Remove all ground stakes and store them in the provided pouch (tie-down ropes should stay tied to the hub eyelets). Close all windows. Remove all native brush (if applicable).
2. Using your hand, push the center hub in on roof and walls until they collapse inward. [SEE FIGURES 6 & 7]
3. Blind will be back in its flat stage just as it was when it was unfolded out of the backpack bag. Gather all corners of the blind and fold together. [SEE FIGURE 8]. Do not force the blind when folding. Watch for entanglement of poles.
4. Place folded blind back into the backpack carrying case with the hubs towards the bottom end of bag always.

MAINTENANCE INSTRUCTIONS:

1. Never put blind away wet. Always put away dry to avoid mildew.
2. Take down blind when not in use to avoid unnecessary damage and fading.
3. Seal the seams with seam sealer and the walls and roof with silicon spray if leaking occurs.
4. Use extra tie-downs during excessive winds.



If for any reason you have a problem with your product, DO NOT return to the retailer; contact the Barronett Blinds® customer service department at 800-345-6007, Monday through Friday. Check for parts online at www.barronettblinds.com

▲ WARNING

READ, UNDERSTAND AND FOLLOW ALL ASSEMBLY, INSPECTION, AND USE INSTRUCTIONS PROVIDED BEFORE EACH USE. FAILURE TO FOLLOW WARNINGS AND INSTRUCTIONS COULD RESULT IN SERIOUS INJURY OR DEATH.

THIS PRODUCT IS FOR HUNTING PURPOSES ONLY! IT IS NOT TO BE USED AS A CAMPING TENT OR FOR ANY OTHER FUNCTION.

THIS BLIND IS DESIGNED FOR PORTABILITY. DO NOT LEAVE BLIND SETUP OUTDOORS WHEN NOT IN USE.

DO NOT USE FIREARMS TO SHOOT THROUGH THE REMOVABLE SHOOT-THROUGH MESH WINDOWS. THE SHOOT-THROUGH WINDOWS ARE INTENDED FOR ARCHERY USE WITH FIXED BLADE BROAD HEADS ONLY!

NEVER ALLOW CHILDREN TO PLAY IN THIS PRODUCT WITHOUT ADULT SUPERVISION. TO DO SO COULD CAUSE SERIOUS INJURY OR DEATH.

NEVER ALLOW THE MATERIAL TO COVER YOUR FACE. THIS MATERIAL CAN CAUSE SUFFOCATION AND DEATH IF IT IS PLACED OVER FACE.

▲ UV WARNING

ULTRAVIOLET LIGHT BREAKS DOWN LIGHTWEIGHT FABRIC FIBERS. THE MATERIAL WILL FADE, LOSE STRENGTH AND EVENTUALLY DISINTEGRATE IF LEFT IN PROLONGED SUNLIGHT. TO EXTEND THE LIFE OF YOUR GROUND BLIND, AVOID LEAVING IT OUT IN DIRECT SUNLIGHT FOR EXTENDED PERIODS OF TIME. SET IT UP IN A SHADY AREA WHENEVER POSSIBLE. FADING OR DISCOLORING OF BLIND IS NOT COVERED UNDER YOUR WARRANTY.

ONE YEAR LIMITED WARRANTY

Ardisam, Inc., warrants this Barronett Blind under a one-year limited warranty to be free from defects in materials or workmanship or both for a period not exceeding twelve consecutive months from the date of original purchase by the first retail consumer or commercial end user. "Consumer use" means personal recreational use by a retail consumer. "Commercial use" or "commercial application" means all other uses, including use for commercial, income producing or rental purposes. Once a product has experienced commercial use, it shall thereafter be considered as a commercial use product for purposes of this warranty. This warranty does not cover cracked windows, tent tears, or bent poles due to use in high wind, inclement weather conditions, unattended use or uses other than those listed in the owner's manual. This warranty applies to the original owner that provides a proof of purchase of the shelter. The warranty is not transferable. The warranty period begins on the date of purchase by the first retail consumer or commercial end user, and continues for the twelve month consecutive period thereafter. Any unit used in a commercial application is covered for a period of 90 days after purchase. For the warranty to be valid, the product must be registered online at barronettblinds.com, or the warranty card must be filled out and received by Ardisam, Inc., within 30 days of purchase. Ardisam, Inc. shall not be obligated to ship any repair or replacement product to any location outside of the United States of America or Canada.

**This warranty applies only to products which have not been subjected to negligent use, misuse, uses other than those indicated in the product's owner's manual, alteration, accident, use of unauthorized parts, failure to perform periodic maintenance as specified in product's owner's manual, normal wear and tear, or repairs performed at non-authorized service centers. There is no other expressed warranty. Implied warranties, including those of merchantability and fitness for a particular purpose, are limited to one year from purchase, or to the extent permitted by law. All other implied warranties are excluded. Liability for incidental or consequential damages are excluded to the extent exclusion is permitted by law. Ardisam, Inc. does not assume, and does not authorize any other person to assume for us, any liability in connection with the sale of our products. To obtain warranty service, you must have prior approval by calling our customer service department at 1-800-345-6007. If you choose to ship your product to Ardisam for warranty repair, you must first have prior approval from Ardisam by calling our customer service department for a return material authorization number (RMA#). Under these circumstances, all items must be shipped prepaid. Ardisam will at no charge, repair or replace, at their discretion, any defective part which satisfies all conditions stated above. Ardisam retains the right to change models, specifications and price without notice. Ardisam, Inc. shall not be obligated to ship any repair or replacement product to any location outside of the United States of America or Canada.*