



PIRATE[®] BRAND ABRASIVE BLASTING

3.0 / 6.0 Cu Ft Abrasive Blasters

C-SERIES



See limited warranty documentation for complete details

FEATURES & BENEFITS

Pirate Brand® CPR abrasive blast machines include a host of features to make blasting simple, straightforward & reliable. Using our lengthy experience in abrasive blasting, several improvements have been made over the classic design to make these trusted machines better than ever. Explore the features and benefits below.

5 YEAR / 10 YEAR LIMITED WARRANTY

That's not a mistake. All Pirate Brand® CPR blasters include our incredible warranty. See limited warranty documentation for complete details.



150 PSI VESSEL

Blasting at higher pressure yields better performance so we build all CPR pressure vessels to **150 PSI (10.3 BAR) MAX!**
A.S.M.E. Section VIII Div. 1
CRN For All Provinces.

POWDER COATED

Powder coated pressure vessel keeps your investment protected and looking good for the long haul.



CONTROLS

Choose from pneumatic or 12VDC electric start/stop controls.



STEEL POP-UP

Redesigned pop-up includes steel construction and activates with as little as 25 PSI.



DIAPHRAGM OUTLET VALVE

Now standard on the entire CPR series, the diaphragm outlet valve has several advantages over the older outlet valve / abrasive trap setup.

LESS MAINTENANCE

No need to empty an abrasive trap or check screens.

LOWER MAINT. COST

Eliminates need to replace trap screens and maintain outlet valve. Simple & inexpensive diaphragms are all that are occasionally needed.

BLOW-DOWN MUFFLER

Our latest design of improved muffler is included to reduce blow-down noise.

16" TIRES

Large diameter solid rubber tires on portable models for easier mobility.

AMV II™ METERING VALVE

FEATURES & BENEFITS

- Stainless steel metering plate.
- Robust iron housing.
- WORKS WITH STEEL GRIT!
- Nylon wiper seals on both sides of metering plate - prevents abrasive from entering housing and causing jams.
- Large clean-out / inspection port & drain port are provided for simplified servicing & maintenance.
- Purge port allows a compressed air supply to be connected to assist in flushing out any blockages through the drain port.
- Improved heavy duty handle design.
- Improved sealing of the metering plate stem using a combination of lip seals and o-rings.



AVAILABLE SIZES

3.0 Cu Ft (85 Liters)

Portable & Stationary Abrasive Blasters

AVAILABLE WITH

- Pneumatic Controls
- Electric Controls
- AMV II™ Metering Valve
- MPV Metering Valve



6.0 Cu Ft (170 Liters)

Portable & Stationary Abrasive Blasters

AVAILABLE WITH

- Pneumatic Controls
- Electric Controls
- AMV II™ Metering Valve
- MPV Metering Valve



How CPR Systems Work (Pressure Release)

ADDING ABRASIVE

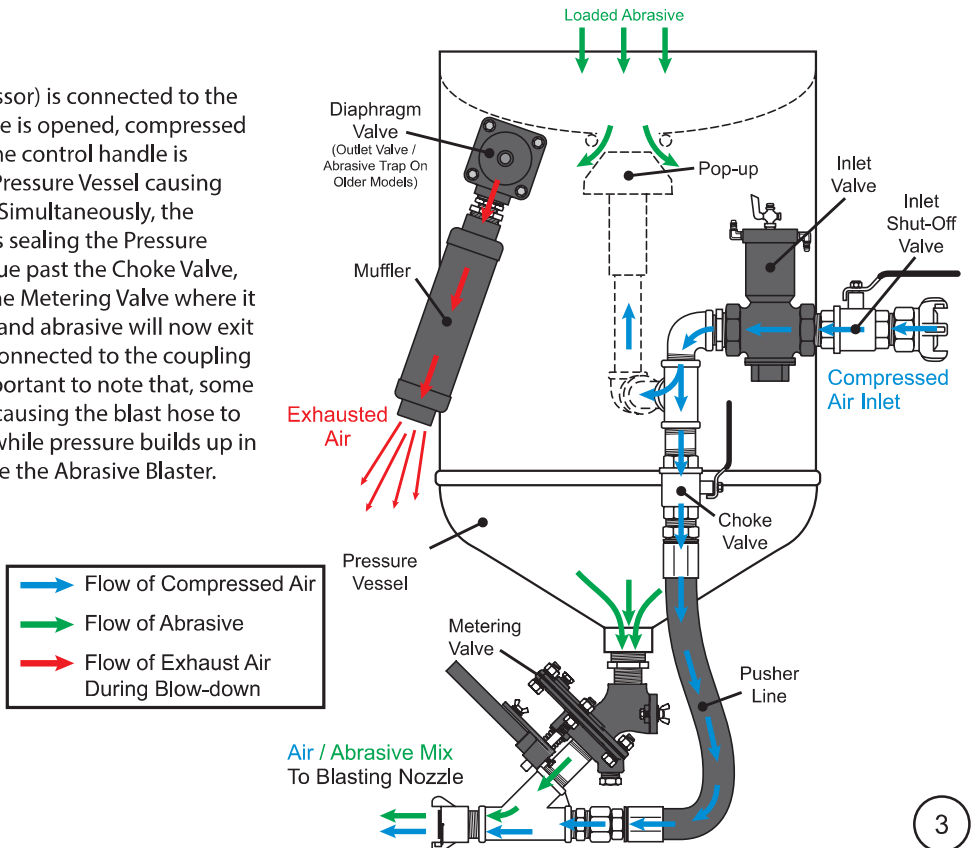
Abrasive is added through the hole in the top of the Abrasive Blaster where the Pop-up and its seat are located. When abrasive is added, it flows down through the hole, around the Pop-up, and down to the bottom of the pressure vessel where it will exit through the Metering Valve when blasting is started.

PRESSURIZATION

When a compressed air source (such as an air-compressor) is connected to the inlet of the Abrasive Blaster and the Inlet Shut-Off Valve is opened, compressed air flows to the Inlet Valve where it is stopped. When the control handle is activated, the Inlet Valve opens and air flows into the Pressure Vessel causing the Pop-up (located internally) to seal against its seat. Simultaneously, the Diaphragm Valve (Outlet Valve on older models) closes sealing the Pressure Vessel allowing it to hold pressure. Air will also continue past the Choke Valve, through the Pusher Line, and finally to the "Y" under the Metering Valve where it is mixed with abrasive. The mixture of compressed air and abrasive will now exit the Abrasive Blaster through a blast hose and nozzle connected to the coupling under the Metering Valve and blasting begins. It is important to note that, some abrasive will collect at the base of the Metering Valve causing the blast hose to pulsate and spray abrasive erratically for a short time while pressure builds up in the pressure vessel. This is normal and will not damage the Abrasive Blaster.

DEPRESSURIZATION (BLOW-DOWN)

When the control handle is released in a pressure release (CPR) system, the Inlet Valve automatically closes stopping the flow of compressed air into the Pressure Vessel. Simultaneously, the Diaphragm Valve (Outlet Valve on older models) opens allowing the compressed air in the pressure vessel to exit the Abrasive Blaster through the Diaphragm Valve (Abrasive Trap & Outlet Valve on older models), and finally through the Muffler. When all the pressure in the Pressure Vessel is released, blasting stops.



PORTABLE BLASTING PACKAGES

Get Blasting Quickly With Blasting Packages

Pirate Brand® offers 4 convenient blasting packages that are designed to give you what you need to get started. Each package is available in 3.0 or 6.0 cu ft sizes, and with the AMV II™ or MPV Metering Valve.

- BASE**
- Pneumatic C-Series Blaster
 - Twinline Pneumatic Control Hose
 - Pneumatic Remote Control Handle

- BRONZE**
- BASE PACKAGE +
- 50' Blast Hose Assembly
 - Tungsten-Carbide Nozzle

- SILVER**
- BRONZE PACKAGE +
- Blast Suit
 - Blast Gloves
 - RPB® Nova 2000™ Respirator
 - RPB® Radex Airline Filter™
 - 50' Breathing Air Hose

- GOLD**
- SILVER PACKAGE +
- Air Hose Assembly For Blaster
 - Air Hose Assembly For Breating Filter

Metering Valve Option

AMV II™

From the Pirate Brand X-Treme Duty Series, this valve stands up to the toughest conditions, see pg 2 for complete details.



MPV (Manual Plunger Valve)

A simple and time-tested design. The MPV's main advantage is how easy it is to perform routine maintenance and repairs in the field.



Gold 6.0 Cu Ft Blasting Package Shown with Air Compressor, Skid of Media & Pirate Brand® Air Dryer

PNEUMATIC CONTROLS



w/ AMV II™



w/ MPV

CPR Packages - Pneumatic Controls

Description	Capacity	Part Number	Part Number
 <p>BASE BLASTING PACKAGE Portable abrasive blaster, 150 PSI (10.3 BAR), pressure release system, pneumatic controls, includes: 50' twinline assembly & control handle</p>	<p>3.0 Cu Ft</p>	<p>201-1780-A</p>	<p>201-1780-MPV-A</p>
 <p>BRONZE BLASTING PACKAGE Portable abrasive blaster, 150 PSI (10.3 BAR), pressure release system, pneumatic controls, includes: 50' twinline assembly, control handle, 50' blast hose & nozzle.</p>	<p>3.0 Cu Ft</p>	<p>201-1780-B</p>	<p>201-1780-MPV-B</p>
 <p>SILVER BLASTING PACKAGE Portable abrasive blaster, 150 PSI (10.3 BAR), pressure release system, pneumatic controls, includes: 50' twinline assembly, control handle, 50' blast hose, nozzle, blast suit, blast gloves, RPB® Nova 2000™ Respirator Package.</p>	<p>3.0 Cu Ft</p>	<p>201-1780-C</p>	<p>201-1780-MPV-C</p>
 <p>GOLD BLASTING PACKAGE Portable abrasive blaster, 150 PSI (10.3 BAR), pressure release system, pneumatic controls, includes: 50' twinline assembly, control handle, 50' blast hose, nozzle, blast suit, blast gloves, RPB® Nova 2000™ Respirator Package & (2) air hoses.</p>	<p>3.0 Cu Ft</p>	<p>201-1780-D</p>	<p>201-1780-MPV-D</p>
<p></p>	<p>6.0 Cu Ft</p>	<p>201-1870-D</p>	<p>201-1870-MPV-D</p>

ELECTRIC CONTROLS

Perfect For Long Hose Runs and Cold Temps

Pirate Brand® CPR blasters with 12VDC electric remote control systems are a must when you are running more than 100' of blast hose or in sub-freezing temperatures. The electric system reduces the start up and stopping time when using long blast hose runs and are far less likely to freeze up in cold environments.





3.0 Cu Ft CPR Blaster
w/ AMV II™ Metering Valve Shown

Metering Valve Option

AMV II™

From the Pirate Brand X-Treme Duty Series, this valve stands up to the toughest conditions, see pg 2 for complete details.






MPV (Manual Plunger Valve)

A simple and time-tested design. The MPV's main advantage is how easy it is to perform routine maintenance and repairs in the field.



CPR Electric Portable Abrasive Blasters			
Description	Capacity	Part Number	Part Number
 <p>Portable abrasive blaster, 150 PSI (10.3 BAR), pressure release system, 12VDC electric controls, includes: 25' power cord w/ battery clamps, 55' control cord & control handle</p>	3.0 Cu Ft	201-1780-A-EDC	201-1780-MPV-A-EDC
	6.0 Cu Ft	201-1870-A-EDC	201-1870-MPV-A-EDC

STATIONARY BLASTERS

Blast Room and Trailer Mounted Applications



6.0 Cu Ft CPR Blaster w/ MPV
Metering Valve & Electric Controls Shown

Pirate Brand® Stationary CPR blasters are designed for your blast room or other applications where you want to secure your blast machine in a fixed position. Stationary CPR blasters are available in the 3.0 & 6.0 cu ft sizes and can be equipped with the AMV II™ or the MPV metering valve. All stationary CPR blasters come equipped with a 4" umbrella over the fill opening to eliminate excessive weight on the pop-up when using hopper fed abrasives.



Abrasive Umbrella
Included with All
Stationary CPR
Series Abrasive
Blast Machines





w/ AMV II™



w/ MPV

CPR Stationary Abrasive Blasters

Description	Capacity	Part Number	Part Number
 <p>PNEUMATIC Stationary abrasive blaster, 150 PSI (10.3 BAR), pressure release system, 12VDC electric controls, includes: 50' twinline assembly & control handle</p>	3.0 Cu Ft	221-0630	221-0630-MPV
	6.0 Cu Ft	221-0730	221-0730-MPV
 <p>ELECTRIC Stationary abrasive blaster, 150 PSI (10.3 BAR), pressure release system, 12VDC electric controls, includes: 25' power cord w/ battery clamps, 55' control cord & control handle</p>	3.0 Cu Ft	221-0630-EDC	221-0630-MPV-EDC
	6.0 Cu Ft	221-0730-EDC	221-0730-MPV-EDC

AVAILABLE ACCESSORIES

A Lids and Screens

Lids are important for preventing moisture from falling into the abrasive blaster in outdoor applications. Moisture in the abrasive blaster can cause obstructions in the metering valve leading to costly downtime.

Screens are important for preventing foreign objects from falling into the abrasive blaster. Foreign objects in the abrasive blaster can cause obstructions in the metering valve leading to costly downtime.

102-3530	LID FOR 3.0 CU FT C-SERIES BLASTERS
103-0990	SCREEN FOR 3.0 CU FT C-SERIES BLASTERS
888-5010-060PB	LID FOR 6.0 CU FT C-SERIES BLASTERS
888-5011-060PB	SCREEN FOR 6.0 CU FT C-SERIES BLASTERS

B Moisture Separator

Moisture separators reduce the moisture content of the supplied air to the abrasive blaster. Moisture in the air can lead to clogs and premature wear of blaster components.

175-3101-30FI	MOISTURE SEPARATOR KIT FOR 3.0 CU FT C-SERIES BLASTERS
175-3101-60FI	MOISTURE SEPARATOR KIT FOR 6.0 CU FT C-SERIES BLASTERS

C Regulator Kits

Adding a regulator kit to your abrasive blaster will allow you to blast at lower pressures to achieve custom finishes or help control profile

888-2003-006PB-FI	1" REGULATOR KIT FOR 3.0 CU FT C-SERIES BLASTERS
888-2003-008PB-FI	1-1/2" REGULATOR KIT FOR 6.0 CU FT C-SERIES BLASTERS
888-2003-00799PB	REPAIR KIT FOR 1", 1-1/4" & 1-1/2" REGULATORS

D Job Timer

Keep track of the time spent on a job and total hours on your abrasive blaster. Know your cost, control your cost & set up a preventative maintenance program for your blast equipment. **For use with C-Series blasters with electric controls only.**

PB-9805023P-01	DUAL TIMER CONTROL BOX W/KEY RESET & MOUNTING BRACKET
----------------	---

E Relief Valve Kit

Adding this ASME relief valve kit to your blaster can prevent dangerous overpressurization. Local codes may require a different valve.

888-2470-00704PB	RELIEF VALVE KIT FOR C-SERIES 3.0 / 6.0 CU FT BLASTERS
------------------	--

F Power Supply

Add a power supply to run any 12VDC electric blaster on common 120VAC outlet power. Powers up to 4 control valves at one time.


PB-SMP3WP	POWER SUPPLY 120VAC INPUT / 12VDC @ 2.5 AMP OUTPUT
-----------	--

G Electric Conversion Kit

Convert your existing pneumatically controlled C-Series abrasive blaster to electric controls. Electric remote controls are recommended if you run over 100 ft. of blast hose or when blasting in cold weather

800-0005-410PB	PNEUMATIC TO ELECTRIC CONVERSION KIT FOR CPR SERIES ABRASIVE BLASTERS
----------------	---

AVAILABLE ACCESSORIES



BLASTING SET-UP



Air Hose



10-034RED-050-1	3/4" AIR HOSE ASSEMBLY, 50'
10-100RED-025-1	1" AIR HOSE ASSEMBLY, 25'
10-100RED-050-1	1" AIR HOSE ASSEMBLY, 50'
10-112RED-025-1	1-1/2" AIR HOSE ASSEMBLY, 25'
10-112RED-050-1	1-1/2" AIR HOSE ASSEMBLY, 50'
27WT-1	SAFETY CABLE, 1/2" - 1", HOSE TO EQUIP.
27WC-1	SAFETY CABLE, 1/2" - 1", HOSE TO HOSE
27WT-2	SAFETY CABLE, 1-1/2" - 3", HOSE TO EQUIP.
27WC-2	SAFETY CABLE, 1-1/2" - 3", HOSE TO HOSE

Blast Hose, Twinline & Control Cord



10-034BLK-050-3AL	3/4" BLAST HOSE ASSEMBLY, 50' INCLUDES NOZZLE HOLDER
10-100BLK-050-3AL	1" BLAST HOSE ASSEMBLY, 50', INCLUDES NOZZLE HOLDER
10-114BLK-050-3AL	1-1/4" BLAST HOSE ASSEMBLY, 50', INCLUDES NOZZLE HOLDER
10-114 BLK-050-3XAL	1-1/4" BIG GUN BLAST HOSE ASSEMBLY, 50', INCLUDES NOZZLE HOLDER
10-034BLK-050-4AL	3/4" EXTENSION HOSE ASSEMBLY, 50'
10-100BLK-050-4AL	1" EXTENSION HOSE ASSEMBLY, 50'
10-114BLK-050-4AL	1-1/4" EXTENSION HOSE ASSEMBLY, 50'
10-114BLK-050-4XAL	1-1/4" BIG GUN EXTENSION HOSE ASSEMBLY, 50'
200-050	HOSE, TWINLINE CONTROL, ASSEMBLY, YEL/ YEL W/BLACK STRIP, NOMINAL, 3/16" ID X 50' W/ UNIONS
888-7073-055PB	ELECTRICAL EXTENSION CORD W/ CONNECTORS, 55', 3 PRONG
27WT-1	SAFETY CABLE, 1/2" - 1", HOSE TO EQUIP.
27WC-1	SAFETY CABLE, 1/2" - 1", HOSE TO HOSE
27WC-15	SAFETY CABLE, 1-1/4", HOSE TO HOSE
27WT-2	SAFETY CABLE, 1-1/2" - 3", HOSE TO EQUIP.
27WC-2	SAFETY CABLE, 1-1/2" - 3", HOSE TO HOSE

BLASTING SET-UP

Nozzles



1" ENTRY NOZZLES FOR USE WITH 3/4" BLAST HOSE

1201-1172	#3 TUNGSTEN CARBIDE NOZZLE
1201-1173	#4 TUNGSTEN CARBIDE NOZZLE

1" ENTRY NOZZLES FOR USE WITH 1" BLAST HOSE

1201-1173	#4 TUNGSTEN CARBIDE NOZZLE
1201-1174	#5 TUNGSTEN CARBIDE NOZZLE
1201-1175	#6 TUNGSTEN CARBIDE NOZZLE

1-1/4" ENTRY NOZZLES FOR USE WITH 1-1/4" BLAST HOSE

1348-555	#5 TUNGSTEN CARBIDE NOZZLE
1348-556	#6 TUNGSTEN CARBIDE NOZZLE
1348-557	#7 TUNGSTEN CARBIDE NOZZLE
1348-558	#8 TUNGSTEN CARBIDE NOZZLE

Breathing Equipment



NV3-702-50-PFC	RPB® NOVA 3® RESPIRATOR PACKAGE
407000-PFC	RPB® NOVA 2000™ RESPIRATOR PACKAGE
407800-PFC	RPB® ASTRO™ RESPIRATOR PACKAGE
03-501	RPB® C40 HOT/COLD CLIMATE CONTROL DEV.
407001	RPB® COOL TUBE W/BELT
407024	RPB® HOT TUBE W/BELT
08-400-01	RPB® GX4 CO / GAS MONITOR (120 VAC)
08-401-01	RPB® GX4 CO / GAS MONITOR (12 VDC)



GENVX-PKG-STD	BULLARD® GENVX® RESPIRATOR PACKAGE
88VX-PKG-STD	BULLARD® 88VX RESPIRATOR PACKAGE
CT30	BULLARD® CT30 COOL TUBE W/BELT
HCT30	BULLARD® HCT30 HOT/COLD TUBE W/BELT
COHP	BULLARD® CAB CO MONITOR

RESPIRATOR PACKAGES INCLUDE RESPIRATOR HELMET, 50' BREATHING AIR SUPPLY HOSE, AND AIRLINE FILTER

Air Dryers / After Coolers



DLAD-250-360	PORTABLE AIR DRYER, 250 CFM @ 100 PSIG, 360 CFM @ 150 PSIG
DLAD-450-575	PORTABLE AIR DRYER, 450 CFM @ 100 PSIG, 575 CFM @ 150 PSIG
DLAD-750-1130	PORTABLE AIR DRYER, 750 CFM @ 100 PSIG, 1130 CFM @ 150 PSIG
DLAD-900-1160	PORTABLE AIR DRYER, 900 CFM @ 100 PSIG, 1160 CFM @ 150 PSIG
DLAD-1600-2300	PORTABLE AIR DRYER, 1600 CFM @ 100 PSIG, 2300 CFM @ 150 PSIG
DLAC-250-360	PORTABLE AFTER COOLER, 250 CFM @ 100 PSIG, 360 CFM @ 150 PSIG
DLAC-450-575	PORTABLE AFTER COOLER, 450 CFM @ 100 PSIG, 575 CFM @ 150 PSIG
DLAC-750-1130	PORTABLE AFTER COOLER, 750 CFM @ 100 PSIG, 1130 CFM @ 150 PSIG
DLAC-900-1160	PORTABLE AFTER COOLER, 900 CFM @ 100 PSIG, 1160 CFM @ 150 PSIG
DLAC-1600-2300	PORTABLE AFTER COOLER, 1600 CFM @ 100 PSIG, 2300 CFM @ 150 PSIG

Blast Suits / Gloves



122-9140	BLAST SUIT, LIGHTWEIGHT, MEDIUM
122-9150	BLAST SUIT, LIGHTWEIGHT, LARGE
122-9160	BLAST SUIT, LIGHTWEIGHT, XL
122-9170	BLAST SUIT, LIGHTWEIGHT, XXL
122-9180	BLAST SUIT, LIGHTWEIGHT, XXXL
407701	DOUBLE PALMED LEATHER BLASTING GLOVES

PIRATE BRAND®

At Pirate Brand®, we know abrasive blasting. We have fused our 100+ years of combined experience in the blasting industry with feedback from distributors and end-users to produce abrasive blast equipment and replacement parts that are second to none. In addition to our extensive line of blasting equipment, we produce a full line of aftermarket parts that are 100% compatible replacements for other blast equipment manufacturers. We believe in quality, reliability and productivity so we subject all our products to strict quality control testing to ensure the best possible performance is achieved.

In the tough world of abrasive blasting, quality is crucial,

...and Pirate Brand® delivers.



**Portable Abrasive Blasters • Stationary Abrasive Blasters • Bulk Abrasive Blasters
Soda Blasters • Air Dryers • After Coolers • Specialty Equipment • Blast Cabinet Parts
Parts For Other Brands • Safety Gear • Nozzles • Air & Blast Hose • Couplings**