




PIRATE BRAND[®]

C-SERIES

0.5 / 1.0 CU FT - ABRASIVE BLASTERS



Proudly Distributed By:



See limited warranty documentation for complete details.

PRODUCT LINE BROCHURE

FEATURES & BENEFITS

PROFESSIONAL GRADE COMPONENTS PAIRED WITH SMALL CAPACITY BLASTERS

PNEUMATIC OR ELECTRIC

Choose between pneumatic or 12VDC electric controls. Electric controls are recommended for blast hose lengths longer than 100', feature faster starts/stops, and are less prone to freezing in cold climates.

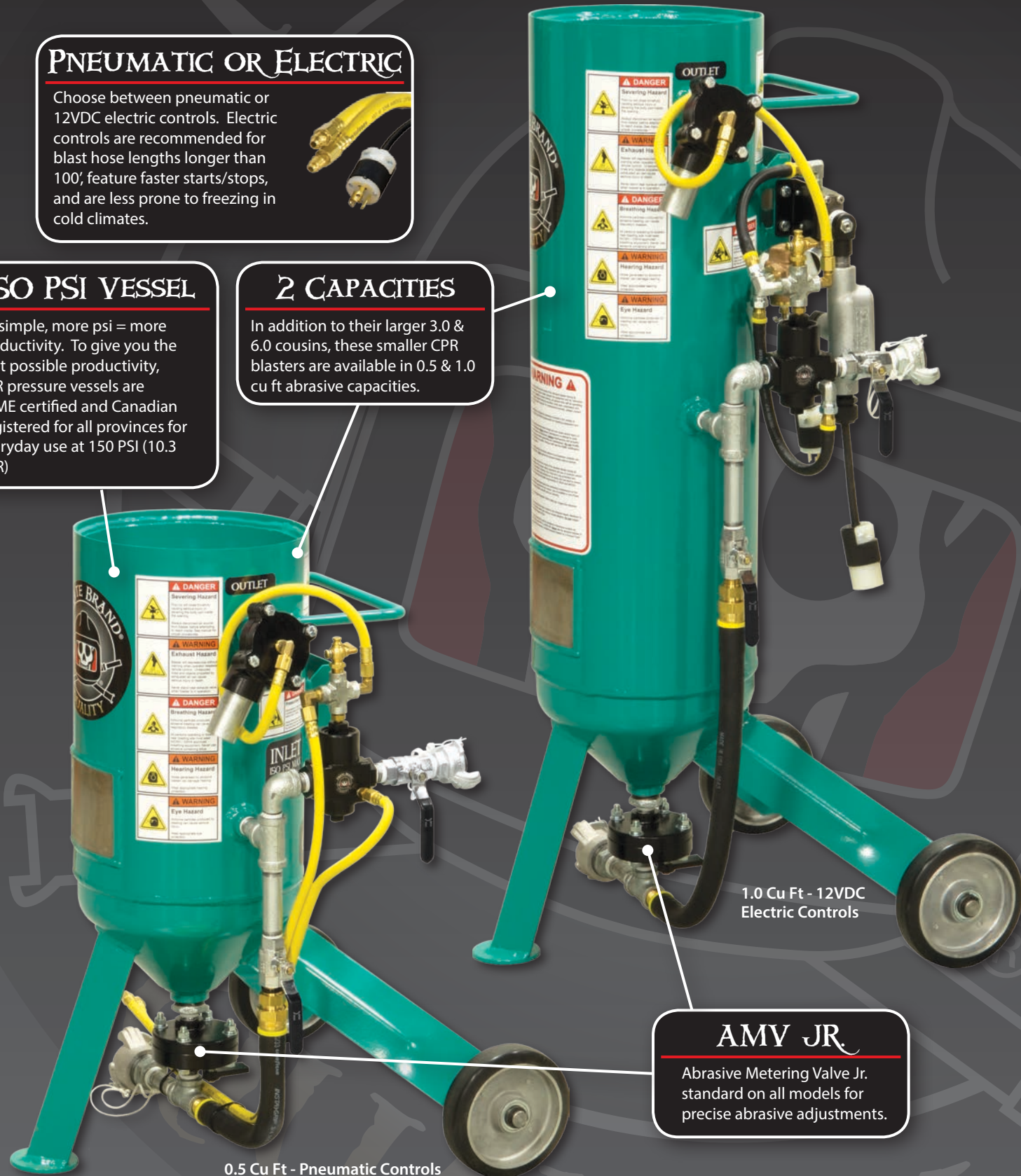


150 PSI VESSEL

It's simple, more psi = more productivity. To give you the best possible productivity, CPR pressure vessels are ASME certified and Canadian Registered for all provinces for everyday use at 150 PSI (10.3 BAR)

2 CAPACITIES

In addition to their larger 3.0 & 6.0 cousins, these smaller CPR blasters are available in 0.5 & 1.0 cu ft abrasive capacities.



1.0 Cu Ft - 12VDC Electric Controls

AMV JR.

Abrasive Metering Valve Jr. standard on all models for precise abrasive adjustments.

0.5 Cu Ft - Pneumatic Controls

HOW CPR SYSTEMS WORK

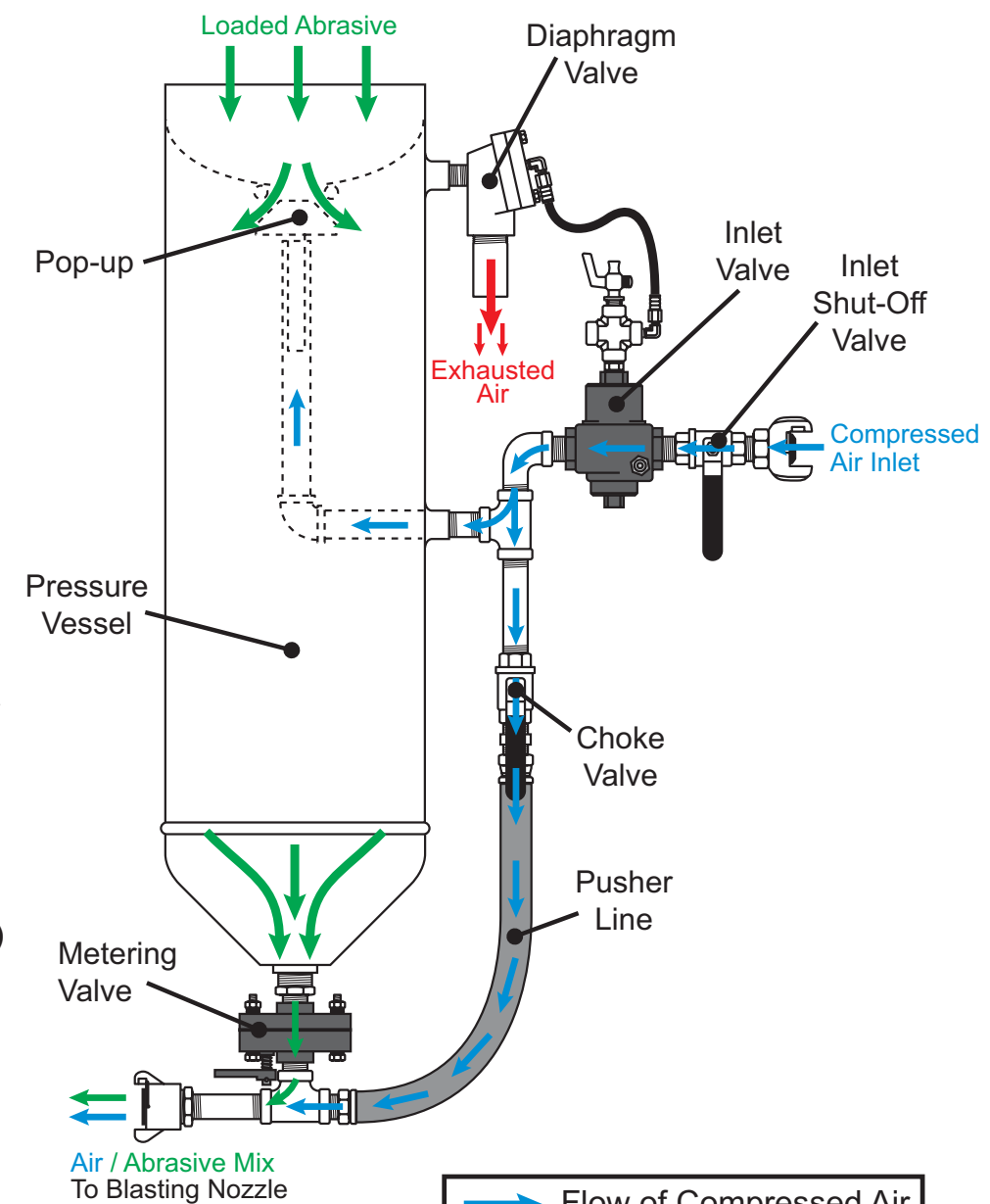
(PRESSURE RELEASE)

ADDING ABRASIVE

Abrasive is added through the hole in the top of the Abrasive Blaster where the Pop-up and its seat are located. When abrasive is added, it flows down through the hole, around the Pop-up, and down to the bottom of the pressure vessel where it will exit through the Metering Valve when blasting is started.

PRESSURIZATION

When a compressed air source (such as an air-compressor) is connected to the inlet of the Abrasive Blaster and the Inlet Shut-Off Valve is opened, compressed air flows to the Inlet Valve where it is stopped. When the control handle is activated, the Inlet Valve opens and air flows into the Pressure Vessel causing the Pop-up (located internally) to seal against its seat. Simultaneously, the Diaphragm Valve closes sealing the Pressure Vessel allowing it to hold pressure. Air will also continue past the Choke Valve, through the Pusher Line, and finally to the "tee" under the Metering Valve where it is mixed with abrasive. The mixture of compressed air and abrasive will now exit the Abrasive Blaster through a blast hose and nozzle connected to the coupling under the Metering Valve and blasting begins. It is important to note that, some abrasive will collect at the base of the Metering Valve causing the blast hose to pulsate and spray abrasive erratically for a short time while pressure builds up in the pressure vessel. This is normal and will not damage the Abrasive Blaster.



DEPRESSURIZATION (BLOW-DOWN)

When the control handle is released in a pressure release (CPR) system, the Inlet Valve automatically closes stopping the flow of compressed air into the Pressure Vessel. Simultaneously, the Diaphragm Valve opens allowing the compressed air in the pressure vessel to exit the Abrasive Blaster through the Diaphragm Valve. When all the pressure in the Pressure Vessel is released, blasting stops.

- Flow of Compressed Air
- Flow of Abrasive
- Flow of Exhaust Air During Blow-down

STANDARD PACKAGES

PNEUMATIC

Pirate Brand® CPR Blasters with pneumatic controls start and stop the blasting process using a bleeder type control handle and twinline control hoses connected to the inlet and outlet diaphragm valves on the blast pot.

ADVANTAGE:

- Does not require a 12V power source.



ELECTRIC

Pirate Brand® CPR Blasters with 12VDC electric controls start and stop the blasting process using an electric control handle and control cord that activates a control valve connected to the inlet and outlet diaphragm valves on the blast pot.

ADVANTAGES:

- Faster starts and stops
- Recommended for blast hose runs longer than 100'
- Less likely to freeze up in cold conditions.

LOW-PRESSURE PACKAGES

LP RESPIRATOR

High pressure respirators require an additional 15 CFM @ 100 PSI to work properly. For those with an air compressor that can produce enough CFM to run the blast equipment but not enough extra for a high pressure respirator we have created Low-Pressure Silver & Gold Packages. These packages feature a 3/4 hp ambient air pump which feeds a low-pressure version of the RPB® ASTRO™ respirator.

ADVANTAGE:

- Reduced CFM requirement for your compressor by eliminating the 15 CFM used by the respirator.



Ambient Air Pump

PNEUMATIC CONTROLS



BASE PACKAGE

Includes:
 • CPR Portable Blaster w/ Pneumatic Controls & JR Abrasive Metering Valve
 • 25' Pneumatic Control Twinline
 • Pneumatic Bleeder Type Control Handle

PART #s **0.5 CU FT** 121-0510-A
1.0 CU FT 121-0530-A



BRONZE PACKAGE

Includes Base Package Items **PLUS**:
 • 25' Blast Hose Assembly w/ Couplings
 • #4 Tungsten-Carbide Nozzle

PART #s **0.5 CU FT** 121-0510-B
1.0 CU FT 121-0530-B



SILVER PACKAGE

Includes Bronze Package Items **PLUS**:
 • RPB® ASTRO™ Respirator package w/ Radex Airline Filter™ & 25' Breathing Hose
 • Blast Suit (Large)
 • Double Palmed Blast Gloves

PART #s **0.5 CU FT** 121-0510-C
1.0 CU FT 121-0530-C



GOLD PACKAGE

Includes Silver Package Items **PLUS**:
 • 50' Air Hose Assembly for Connecting CPR Blaster to Compressed Air Source
 • 50' Air Hose Assembly for Breathing Airline Filter Connection + 2-Lug Fitting For Filter.

PART #s **0.5 CU FT** 121-0510-D
1.0 CU FT 121-0530-D

ELECTRIC CONTROLS



BASE PACKAGE

Includes:
 • CPR Portable Blaster w/ 12VDC Electric Controls & JR Abrasive Metering Valve
 • 55' Electric Control Cord
 • Electric #2 Control Handle

PART #s **0.5 CU FT** 121-0510-A-EDC
1.0 CU FT 121-0530-A-EDC



BRONZE PACKAGE

Includes Base Package Items **PLUS**:
 • 25' Blast Hose Assembly w/ Couplings
 • #4 Tungsten-Carbide Nozzle

PART #s **0.5 CU FT** 121-0510-B-EDC
1.0 CU FT 121-0530-B-EDC



SILVER PACKAGE

Includes Bronze Package Items **PLUS**:
 • RPB® ASTRO™ Respirator package w/ Radex Airline Filter™ & 25' Breathing Hose
 • Blast Suit (Large)
 • Double Palmed Blast Gloves

PART #s **0.5 CU FT** 121-0510-C-EDC
1.0 CU FT 121-0530-C-EDC



GOLD PACKAGE

Includes Silver Package Items **PLUS**:
 • 50' Air Hose Assembly for Connecting CPR Blaster to Compressed Air Source
 • 50' Air Hose Assembly for Breathing Airline Filter Connection + 2-Lug Fitting For Filter.

PART #s **0.5 CU FT** 121-0510-D-EDC
1.0 CU FT 121-0530-D-EDC

COMPRESSOR REQUIREMENTS @100 PSI - STD. VS. LOW-PRESSURE

	#3 (3/16") NOZZLE		#4 (1/4") NOZZLE (STANDARD IN BRONZE PKG. AND HIGHER)		#5 (5/16") NOZZLE	
	STD. PACKAGE	LOW-PRESSURE	STD. PACKAGE	LOW-PRESSURE	STD. PACKAGE	LOW-PRESSURE
BLASTER	45 CFM	45 CFM	80 CFM	80 CFM	140 CFM	140 CFM
RESPIRATOR	15 CFM		15 CFM		15 CFM	
TOTAL AIR REQUIRED	60 CFM	45 CFM	95 CFM	80 CFM	155 CFM	140 CFM

*Air consumption requirements will increase as nozzles wear.

PNEUMATIC CONTROLS



LOW PRESSURE SILVER LOW PRESS. PACKAGE

Includes Bronze Package Items **PLUS**:
 • RPB® ASTRO™ Respirator package w/ **AMBIENT AIR PUMP** & 50' Breathing Hose
 • Blast Suit (Large)
 • Double Palmed Blast Gloves

PART #s **0.5 CU FT** 121-0510-CLP
1.0 CU FT 121-0530-CLP



LOW PRESSURE GOLD LOW PRESS. PACKAGE

Includes Silver Package Items **PLUS**:
 • 50' Air Hose Assembly for Connecting CPR Blaster to Compressed Air Source

PART #s **0.5 CU FT** 121-0510-DLP
1.0 CU FT 121-0530-DLP

ELECTRIC CONTROLS



LOW PRESSURE SILVER LOW PRESS. PACKAGE

Includes Bronze Package Items **PLUS**:
 • RPB® ASTRO™ Respirator package w/ **AMBIENT AIR PUMP** & 50' Breathing Hose
 • Blast Suit (Large)
 • Double Palmed Blast Gloves

PART #s **0.5 CU FT** 121-0510-CLP-EDC
1.0 CU FT 121-0530-CLP-EDC



LOW PRESSURE GOLD LOW PRESS. PACKAGE

Includes Silver Package Items **PLUS**:
 • 50' Air Hose Assembly for Connecting CPR Blaster to Compressed Air Source

PART #s **0.5 CU FT** 121-0510-DLP-EDC
1.0 CU FT 121-0530-DLP-EDC

BLASTING SET-UP

AVAILABLE ACCESSORIES



NOZZLES	
STANDARD STRAIGHT BORE TUNGSTEN CARBIDE NOZZLES (3/4" THREADS)	
1348-430	#3 TUNGSTEN CARBIDE NOZZLE
1348-780	#4 TUNGSTEN CARBIDE NOZZLE
1348-781	#5 TUNGSTEN CARBIDE NOZZLE
HIGH PERFORMANCE MEDIUM VENTURI TUNGSTEN CARBIDE NOZZLES (3/4" THREADS)	
1348-614	#3 TUNGSTEN CARBIDE NOZZLE
1348-616	#4 TUNGSTEN CARBIDE NOZZLE
1348-617	#5 TUNGSTEN CARBIDE NOZZLE
LONG LIFE SHORT VENTURI BORON CARBIDE NOZZLES (3/4" THREAD)	
1348-1133	#3 BORON CARBIDE NOZZLE
1348-1144	#4 BORON CARBIDE NOZZLE
1348-1155	#5 BORON CARBIDE NOZZLE



BLAST HOSE, TWINLINE & CONTROL CORD	
Nozzles Not Included	
10-050BLK-025-3AL	1/2" BLAST HOSE ASSEMBLY, 25', INCLUDES NOZZLE HOLDER
10-050BLK-050-3AL	1/2" BLAST HOSE ASSEMBLY, 50', INCLUDES NOZZLE HOLDER
10-050BLK-025-4AL	1/2" EXTENSION HOSE ASSEMBLY, 25'
10-050BLK-050-4AL	1/2" EXTENSION HOSE ASSEMBLY, 50'
10-034BLK-025-4AL	3/4" EXTENSION HOSE ASSEMBLY, 25'
10-034BLK-050-4AL	3/4" EXTENSION HOSE ASSEMBLY, 50'
200-025	HOSE, TWINLINE CONTROL, ASSEMBLY, YEL/YEL W/BLACK STRIP, NOMINAL 3/16" ID x 25', W/UNIONS
200-050	HOSE, TWINLINE CONTROL, ASSEMBLY, YEL/YEL W/BLACK STRIP, NOMINAL 3/16" ID x 50', W/UNIONS
888-7073-055PB	ELECTRICAL EXTENSION CORD W/CONNECTORS, 55', 3 PRONG, 2 WIRE
27WT-1	SAFETY CABLE, 1/2" - 1" HOSE TO EQUIP.
27WC-1	SAFETY CABLE, 1/2" - 1" HOSE TO HOSE.



AIR DRYER	
888-1310-021PB	AIR DRYER ADPB-250 CFM @ 100 PSIG OR 359 CFM @ 150 PSIG



BREATHING EQUIPMENT	
HIGH PRESSURE (COMPRESSOR SUPPLIED)	
407800	RPB® ASTRO™ RESPIRATOR, (NIOSH APPROVAL NO: TC-19C-417 TYPE CE)
407028	25' BREATHING AIR SUPPLY HOSE, 3/8"
407029	50' BREATHING AIR SUPPLY HOSE, 3/8"
407001	COOL TUBE W/BSP THREAD & BELT
407024	HOT TUBE W/BSP THREAD & BELT
407900	RPB® RADEX AIRLINE FILTER™ COMPLETE
407200	RADEX™ CO MONITOR (120V)
407201	RADEX™ CO MONITOR (12V)
LOW PRESSURE (AIR PUMP SUPPLIED)	
407802	RPB® ASTRO™ RESPIRATOR, LOW PRESSURE, (NIOSH APPROVAL NO. TC-19C-423)
407035	50' BREATHING AIR SUPPLY HOSE, 1/2"
06-100	RPB® AMBIENT AIR PUMP, 3/4 HP



AIR HOSE	
10-034RED-050-1	3/4" AIR HOSE ASSEMBLY, 50'
10-100RED-025-1	1" AIR HOSE ASSEMBLY, 25'
10-100RED-050-1	1" AIR HOSE ASSEMBLY, 50'
27WT-1	SAFETY CABLE, 1/2" - 1" HOSE TO EQUIP.
27WC-1	SAFETY CABLE, 1/2" - 1" HOSE TO HOSE.



BLAST SUITS / GLOVES	
122-9140	BLAST SUIT, LIGHTWEIGHT, MEDIUM
122-9150	BLAST SUIT, LIGHTWEIGHT, LARGE
122-9160	BLAST SUIT, LIGHTWEIGHT, XL
122-9170	BLAST SUIT, LIGHTWEIGHT, XXL
122-9180	BLAST SUIT, LIGHTWEIGHT, XXXL
407701	LUXURY DOUBLE PALMED LEATHER BLASTING/WELDING GLOVES

A LID AND SCREEN

LIDS ARE IMPORTANT FOR KEEPING MOISTURE FROM FALLING INTO THE ABRASIVE BLASTER IN OUTDOOR APPLICATIONS. MOISTURE IN THE ABRASIVE BLASTER CAN CAUSE OBSTRUCTIONS IN THE METERING VALVE LEADING TO COSTLY DOWN-TIME.

SCREENS ARE IMPORTANT FOR KEEPING FOREIGN OBJECTS FROM FALLING INTO THE ABRASIVE BLASTER. FOREIGN OBJECTS IN THE ABRASIVE BLASTER CAN CAUSE OBSTRUCTIONS IN THE METERING VALVE LEADING TO COSTLY DOWN-TIME.

103-1070	LID FOR 0.5 & 1.0 C-SERIES BLASTERS
103-3620	SCREEN FOR 0.5 & 1.0 C-SERIES BLASTERS

B MOISTURE SEPARATOR

MOISTURE SEPARATORS REDUCE THE MOISTURE CONTENT OF THE SUPPLIED AIR TO THE BLASTER. MOISTURE IN THE AIR CAN LEAD TO CLOGS AND PREMATURE WEAR ON BLASTER COMPONENT.

101-2970-FI	MOISTURE SEPARATOR KIT FOR 0.5 & 1.0 C-SERIES BLASTERS
-------------	--------------------------------------------------------

C REGULATOR KIT

ADDING A REGULATOR KIT TO YOUR ABRASIVE BLASTER WILL ALLOW YOU TO BLAST AT LOWER PRESSURES TO ACHIEVE CUSTOM FINISHES OR HELP CONTROL PROFILE.

101-9020-FI	1/2" REGULATOR KIT FOR 0.5 & 1.0 C-SERIES BLASTERS
508-102	REPAIR KIT FOR 1/2" REGULATORS

D MUFLER

ADD A MUFLER TO THE BLOW-DOWN DIAPHRAGM VALVE TO REDUCE NOISE DURING DEPRESSURIZATION

888-2011-006PB	MUFLER, BLOW-DOWN, 1" MNPT
----------------	----------------------------

E JOB TIMER


KEEP TRACK OF TIME SPENT ON A JOB AND TOTAL HOURS ON YOUR ABRASIVE BLASTER. KNOW YOUR COST, CONTROL YOUR COST & SET UP A PREVENTATIVE MAINTENANCE PROGRAM FOR YOUR BLAST EQUIPMENT. **FOR USE WITH C-SERIES ELECTRIC CONTROL SYSTEMS ONLY.**

PB-9805023P	DUAL TIMER CONTROL BOX W/ KEY RESET & MOUNTING BRACKET
-------------	--------------------------------------------------------

F POWER SUPPLY

ADD A POWER SUPPLY TO RUN ANY 12VDC ELECTRIC BLASTER ON COMMON 120AC OUTLET POWER. POWERS UP TO 4 CONTROL VALVES AT ONE TIME.

PB-SMP3WP	POWER SUPPLY 120AC INPUT/12VDC @ 2.5 AMP OUTPUT
-----------	-------------------------------------------------



MPV MINI UPGRADE

If you prefer a manual plunger style metering valve, we can swap out the AMV Jr. for the MPV Mini. Factory installed MPV Mini Upgrade:

888-2124-00512PB

PIRATE BRAND®



About Pirate Brand®

At Pirate Brand®, we know abrasive blasting. We have fused our 100+ years of combined experience in the blasting industry with feedback from distributors and end-users to produce abrasive blast equipment and replacement parts that are second to none. In addition to our extensive line of blasting equipment, we produce a full line of aftermarket parts that are 100% compatible replacements for other blast equipment manufacturers. We believe in quality, reliability and productivity so we subject all our products to strict quality control testing to ensure the best possible performance is achieved.

**In the tough world of abrasive blasting, quality is crucial,
...and Pirate Brand® delivers.**

OTHER AVAILABLE PRODUCTS

S-SERIES BLASTERS



C-SERIES BLASTERS



BULK BLASTERS



CONVERSION KITS



AIR DRYERS & MOISTURE SEPARATORS



E & K-SERIES BLASTERS

