

210mm

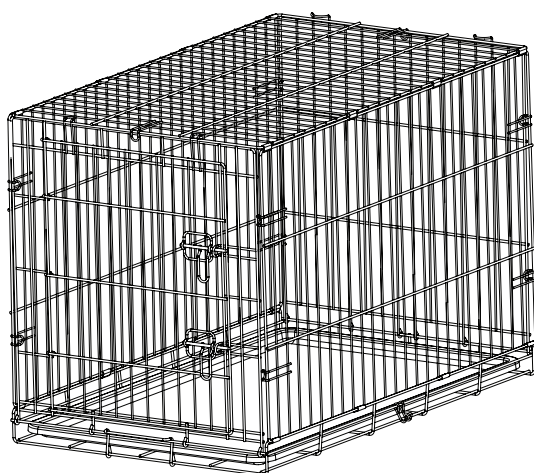
**Carlson**<sup>TM</sup>  
**Pet Products**

## **Double Door Wire Crate**

**MODEL NO's:**

**6021, 6022, 6023, 6024, 6025**

Owner's Manual



READ ALL INSTRUCTIONS BEFORE ASSEMBLY AND USE  
OF CRATE. KEEP INSTRUCTIONS FOR FUTURE USE.

[www.carlsonpetproducts.com](http://www.carlsonpetproducts.com)

**Carlson Pet Products, Inc.**

3200 Corporate Center Drive, Suite 105

Burnsville, MN 55306-9804, USA

Phone: 952-435-1084

Made in China

04/23/2014\_EV

297mm

尺寸: 210mm X 297mm

印刷: 黑白正反双面印刷

纸张: 80g 铜版纸

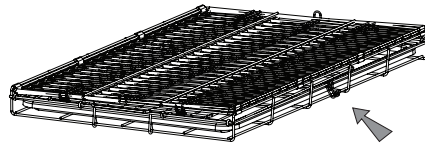
日期: 2014-04-15 (修改说明书内容, 产品名称和增加型号)

## Assembly and Installation Instructions

Please read these instructions carefully before installing your crate.  
NOTE: DO NOT USE THIS CRATE FOR CHILDREN.

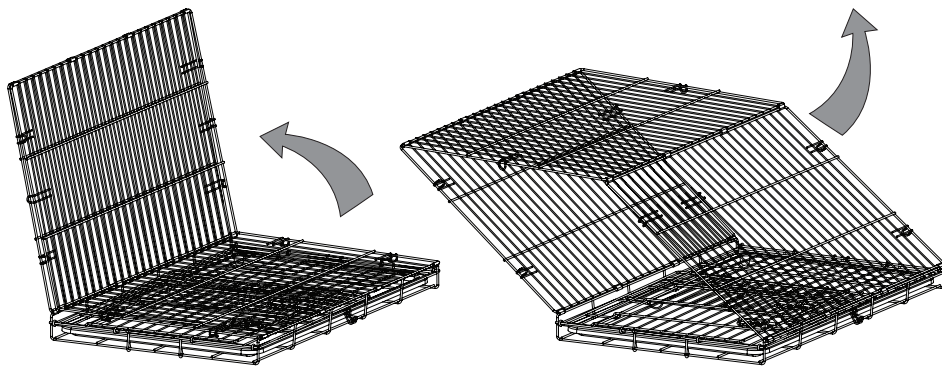
### Step 1.

Begin by setting the crate on the ground with the tray on the bottom. Unhook the latches from the side of the crate.



### Step 2.

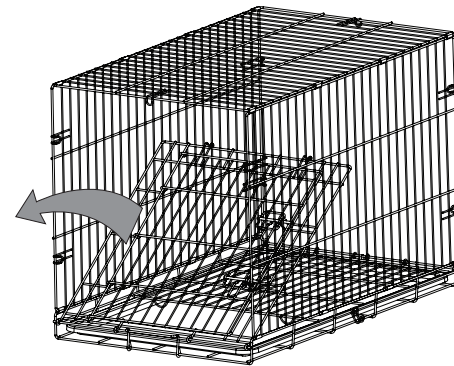
Unfold the panels, like turning the page of a book. Then pull upwards from the middle of the gate panels.



### Step 3.

Using one hand to hold the top panel up, reach inside the crate and pull the door panel forward until it snaps into the 7 hooks located around the edges of the crate.

NOTE: A forceful pull will allow the hooks to snap into place.



## ⚠️ WARNING:

To prevent serious injury or death, ensure that the crate is securely installed according to manufacturer's instructions before use. Once it is secure it is ready for use.

### Step 4.

Repeat Step 3 on the other side of the crate.  
NOTE: For cleaning purposes, the bottom tray is removable.

Contact Carlson for questions and replacement parts.  
If in doubt about use of your crate, call our customer care line at 952-435-1084.

Carlson Pet Products, INC.  
3200 Corporate Center Drive, Suite 105,  
Burnsville, MN 55306-9804, USA

Made in China.

### CARE AND MAINTENANCE

- Periodically check the crate for sign of damage, wear or for missing components.
- Do not use if any part is missing, worn or damaged.
- Do not use abrasive cleaners or bleach.
- Clean by sponging with warm water and mild detergent.

### 90 Days Limited Warranty:

If, during the first 90 days after consumer purchase of this item, under reasonable and non-commercial use and conditions of maintenance, it fails while owned by the original purchaser because of materials or workmanship of finish and assembly, Carlson Pet Products Inc. will replace or repair it at their option. PROOF OF PURCHASE REQUIRED

