



INSTRUCTION MANUAL

The Quick-Stick

Model CS050

ATTENTION!!

**WHEN YOU SEE A "▲ WARNING!" BE SURE TO HEED THE MESSAGE!
THE INFORMATION CONTAINED IN THESE MESSAGES
CAN SAVE YOUR LIFE!!**

PLEASE NOTE THAT ▲ WARNING! statements have been placed throughout this Instruction Manual. These statements point out important safety information and instructions, which, if not followed could endanger the personal safety and/or property of the operator. It is imperative that the operator of this product, or any other product(s) read and follow all the instructions and warnings contained in this Manual prior to attempting to use this product(s), or any other product(s). Failure to comply with these instructions and/or warnings may result in serious personal injury or death!

▲ WARNING! A TMA compliant full-body fall arrest harness HAS NOT BEEN PROVIDED with this product. You must use the one which was supplied with your treestand, or a TMA compliant aftermarket full-body fall arrest harness, and strictly follow the manufacturer's instructions for its safe use. Failure to follow these instructions may result in serious injury or death!



This Instruction Manual complies with the Treestand Manufacturers Association's TMS 04 - *Standard Practice for Treestand Instructions* and TMS 02 - *Standard Test Method for Treestand Fall Arrest Systems*

PO Box 382 • Windom, MN 56101
(800) 268-5077 • (507) 831-4350

www.BigGameTreestands.com

January 2016. Published by Mainstream Holdings, Inc., Windom, Minnesota.
© 2016 Mainstream Holdings, Inc. All rights reserved.

**ATTENTION!! WHEN YOU SEE A "⚠️ WARNING!" BE SURE TO HEED THE MESSAGE!
THE INFORMATION CONTAINED IN THESE MESSAGES CAN SAVE YOUR LIFE!!**

CLIMBING SYSTEM USAGE INSTRUCTIONS & WARNINGS

CS050 • THE QUICK-STICK MAX. OCCUPANCY - One (1)

CARRYING CAPACITY (USER(S) AND EQUIPMENT) 300 lbs/136 kg

⚠️ WARNING! This Big Game® product carries strict weight restrictions. DO NOT use this product if you exceed these total weight limitations. Please note that these weight limitations include the user(s) and their equipment. Failure to follow these instructions may result in serious injury or death!

⚠️ WARNING! A TMA compliant full-body fall arrest harness HAS NOT BEEN PROVIDED with this product. You must use the one which was supplied with your treestand, or a TMA compliant aftermarket full-body fall arrest harness, and strictly follow the manufacturer's instructions for its safe use. Failure to follow these instructions may result in serious injury or death!

A "Treestand Safety" DVD has been included. Please view it in its entirety prior to using this product!

Thank you for your purchase of this quality Big Game® Treestands product. To ensure your personal safety, please take a moment to carefully read this Instruction Manual in its entirety before attempting to set-up, install, remove and/or otherwise use this Big Game® Treestands product(s). Failure to follow these instructions may result in serious injury or death!

Shall you have any questions about the installation, removal, and/or use of this product, or any other Big Game® Treestands product(s) do not hesitate to call one of our customer service representatives toll free at (800) 268-5077 or visit us online at www.BigGameTreestands.com. Our customer service representatives will answer any questions you may have about any of the complete line of Big Game® Treestands products.

Do not return this product to the retailer if you have any damaged or missing parts. Call Big Game® Treestands for replacement of any damaged or missing parts toll free at (800) 268-5077. Please have the batch/serial number ready (find your batch number on a riveted metal tag affixed to your product) before calling to better assist you.

PLEASE NOTE THAT WARNING! statements have been placed throughout this Instruction Manual. These statements point out important safety information and instructions, which, if not followed could endanger the personal safety and/or property of the operator(s). It is imperative that the operator(s) of this product, or any other Big Game® product(s) read and follow all the instructions and warnings contained in this Instruction Manual prior to attempting to use this Big Game® product(s), or any other Big Game® product(s). Failure to comply with these instructions and/or warnings may result in serious personal injury or death!

⚠️ WARNING! Failure to read and strictly comply with the instructions contained in this Instruction Manual may result in serious injury or death!

⚠️ WARNING! FALLS FROM A TREESTAND/CLIMBING AID CAN OCCUR ANYTIME AFTER LEAVING THE GROUND. THESE FALLS COULD RESULT IN EITHER SERIOUS INJURY OR DEATH! FOR YOUR PERSONAL SAFETY, PLEASE TAKE A MOMENT TO CAREFULLY READ THIS PRODUCT INSTRUCTION MANUAL IN ITS ENTIRETY BEFORE ATTEMPTING TO ASSEMBLE, SET-UP, INSTALL, REMOVE, AND/OR OTHERWISE USE THIS BIG GAME® PRODUCT(S). AT LEAST ANNUALLY, REVIEW THE CONTENTS OF THIS INSTRUCTION MANUAL AND WATCH THE "TREESTAND SAFETY: IT'S UP TO YOU" DVD. ADDITIONALLY, KEEP THESE INSTRUCTIONS FOR THE ENTIRE DURATION THAT YOU OWN THIS BIG GAME® PRODUCT(S). FAILURE TO FOLLOW THESE INSTRUCTIONS MAY RESULT IN SERIOUS INJURY OR DEATH!

⚠️ WARNING! A "Treestand Safety" DVD has been included with this treestand/climbing aid. Please view it in its entirety prior to using this or any other Big Game® product(s). Failure to follow these instructions may result in serious injury or death!

⚠️ WARNING! THE SAFE USE AND OPERATION OF THIS BIG GAME® PRODUCT IS THE SOLE RESPONSIBILITY OF THE USER. IT IS ALSO THE SOLE RESPONSIBILITY OF THE OWNER TO PROVIDE ANY PERSON(S) WHO BORROW OR PURCHASE THIS PRODUCT(S) FROM THEM WITH THESE COMPLETE INSTRUCTIONS. FAILURE TO FOLLOW THESE INSTRUCTIONS MAY RESULT IN SERIOUS INJURY OR DEATH! ADDITIONALLY, FAILURE TO FOLLOW THESE INSTRUCTIONS MAY SUBJECT YOU TO PERSONAL LIABILITY PENALTIES AS DETERMINED BY THE U.S. JUDICIAL SYSTEM.

⚠️ WARNING! Prior to each hunt, you must inform someone of your hunting location, including the specific location of your treestand and the expected duration of your hunt. Failure to follow these instructions may result in serious injury or death!

⚠️ WARNING! Prior to each hunt, make sure that you have a signaling device (e.g., mobile phone, radio, whistle, signal flare or Personal Locator Device [PLD]) in your possession and in an operable condition. This device must be within easy access shall you experience the need to contact emergency assistance. Failure to follow these instructions may result in serious injury or death!

⚠️ WARNING! DO NOT remove, modify, and/or omit any portion or otherwise mechanically modify this Big Game® product(s) or its assemblies in any manner. Modification, misuse, and/or part substitution shall immediately void your factory warranty and may result in serious injury or death! If you suspect that a part(s) is missing and/or defective, immediately contact Big Game® toll-free at (800) 268-5077 for replacement of missing or defective parts. Please have the batch/serial number ready (find your batch number on a riveted metal tag affixed to your product) before calling to better assist you. Never modify your stand in any way by making repairs, or altering, adding or attaching anything to it except if explicitly authorized in writing by Big Game®. **ALWAYS USE GENUINE FACTORY AUTHORIZED BIG GAME® REPLACEMENT PARTS. USE OF ANY REPLACEMENT PARTS OTHER THAN GENUINE BIG GAME® PARTS VOIDS YOUR WARRANTY AND MAY RESULT IN SERIOUS INJURY OR DEATH!**

⚠️ WARNING! ALWAYS inspect/check **ALL** expiration dates/tags on all straps (e.g., tree belt, tether/lanyard, etc.) and the full-body fall arrest harness and its components prior to each use. You must replace **ALL** straps and suspension seats **EVERY** year. Never use any strap(s) or full-body fall arrest harness that has expired and/or is showing any signs of damage and/or wear. Failure to follow these instructions may result in serious injury and death!

⚠️ WARNING! Make certain all chains, cable straps, etc. are tightened per this Instruction Manual prior to use. All treestand/climbing aid bark biters must be in contact with the tree before you step onto the stand. The correct adjustment and tightening of attachment hardware (as outlined in individual instructions) is critical to the stable installation of the climbing system(s). Additionally, you **MUST** be wearing your Fall Arrest System (FAS) which includes a full-body fall arrest harness, tree belt, lanyard/tether, suspension relief device and climbing belt/linesmen belt (as applicable) in accordance with the manufacturer's instructions. Failure to follow these instructions may result in serious injury or death!

⚠️ WARNING! This product(s) is designed for adult use only. No one under the age of 16 shall attempt to use this or any other product(s) without direct adult supervision. Failure to follow these instructions may result in serious injury or death!

⚠️ WARNING! DO NOT attempt to make adjustments to this product while in the treestand. All adjustments must be made with the entire treestand on the ground. Failure to follow these instructions may result in serious injury or death!

⚠️ WARNING! DO NOT leave your Big Game® product(s) installed for more than two weeks (14 days). Any number of factors can jeopardize its installation and integrity. These include, but are not limited to, weather or other environmental factors that can negatively affect its performance. Animals can also cause damage to your Big Game® product(s) that can negatively affect its performance and your safety. Additionally, factors such as tree growth can stress and damage supporting straps, chains and/or buckles. Failure to follow these instructions may result in serious injury or death!

⚠️ WARNING! ALWAYS inspect the treestand/climbing aid and all safety devices prior to each use. **DO NOT** use product(s) if it shows signs of wear, damage, deterioration, or vandalism. Factors such as tree growth, vandals, weather and animals may affect the performance of an unattended treestand/climbing aid. Failure to follow these instructions may result in serious injury or death!

⚠️ WARNING! DO NOT modify, fix/repair, alter, bend, cut, weld, drill, or heat the treestand/climbing aid in any way. Additionally, do not attach anything to your treestand/climbing aid without explicit authorized and written instructions from the manufacturer. Failure to follow these instructions will void your warranty and may result in serious injury or death!

**ATTENTION!! WHEN YOU SEE A "⚠️ WARNING!" BE SURE TO HEED THE MESSAGE!
THE INFORMATION CONTAINED IN THESE MESSAGES CAN SAVE YOUR LIFE!!**

⚠️ WARNING! Climbing aids (e.g. stick ladders, sectional ladders, steps, etc.) must extend above the treestand foot platform (at least 24 inches [61 cm]) to allow the user to step down onto the platform. Never step up to your stand from a climbing aid. Failure to follow these instructions may result in serious injury or death!

⚠️ WARNING! You must wear a TMA compliant Fall Arrest System (FAS) comprising of a full-body fall arrest harness, lanyard/tether, tree belt, suspension relief device and climbing belt/lineman's belt (as applicable) at all times after leaving the ground. You must stay connected at all times after leaving the ground while using climbing systems/fixed position treestands. Single safety belts and chest harnesses are no longer preferred and shall never be used. If you are not wearing a full-body fall arrest harness (that is connected to the tree) that is protecting you from a fall, do not leave the ground. Failure to follow these instructions may result in serious injury or death!

⚠️ WARNING! When using a lineman's belt/climbing belt to ascend the tree, the full-body fall arrest harness tree belt and lanyard must be attached to the tree trunk before stepping down on the treestand/climbing aid. Failure to follow these instructions may result in serious injury or death!

⚠️ WARNING! Never attempt to climb up or down with a weapon and/or gear in your possession. **ALWAYS** unload your weapon and pull it up to hunting height using a tether or pull up rope. **ALWAYS** lower your unloaded weapon down to the ground prior (when raising or lowering firearms, the chamber must be open and the barrel pointing toward the ground) to attempting to climb up or climb down. Use this same method when raising or lowering all other gear. Failure to follow these instructions may result in serious injury or death!

⚠️ WARNING! Prior to each use thoroughly inspect the treestand/climbing aid (and its components) and all safety devices each time before use for signs of wear, rot, corrosion, cracks, deterioration and/or any other type of defect(s). Make certain that your treestand/climbing aid is tight and secure prior to use. Protect this product(s) from extended exposure to direct sunlight, excessive heat or freezing temperatures by storing inside when not in use. Do not use this or any other product(s) if it shows evidence of wear, rot, corrosion, cracks, deterioration and/or any other type of defect(s). Failure to follow these instructions may result in serious injury or death!

⚠️ WARNING! DO NOT use this or any other Big Game® product(s) if you have a history of heart problems, back problems, impaired vision, joints that lock-up, spinal fusions, equilibrium problems, high blood pressure, are not well-rested and/or any other physical impairment that may limit your ability to use and/or operate this product(s) in the safe manner outlined in this Instruction Manual. Additionally, do not use this or any other Big Game® product(s) if you are currently taking medication (including prescription) and/or using and/or consuming any substance, including alcohol, that may limit your ability to use this Big Game® product(s) as outlined and described in the Instruction Manual. Never use a treestand/climbing aid when feeling ill, nauseous or dizzy. Failure to follow these instructions may result in serious injury or death!

⚠️ WARNING! Strict weight limitations have been set for each product(s) to ensure your personal safety. Note the weight limitations and maximum occupancy for your Big Game® product(s). This weight limit includes the user(s) and equipment. **NEVER EXCEED THESE WEIGHT LIMITATIONS!** Failure to follow these instructions may result in serious injury or death!

⚠️ WARNING! DO NOT jump or bounce on the treestand platform (or any of the treestands components) and/or the seat to engage the stand to the tree. Failure to follow these instructions may result in serious injury or death!

⚠️ WARNING! BEFORE each use, make sure all nuts and bolts are secure. **CHECK** all hardware and webbing prior to every use to make sure that no damage has occurred to hardware and that webbing (as applicable) is not cut or frayed. Keep webbing from coming into contact with any sharp edges. **DO NOT USE THIS PRODUCT IF ANY DAMAGE IS SUSPECTED.** Failure to follow these instructions may result in serious injury or death!

⚠️ WARNING! REPLACE any damaged or worn part with original parts. Replace attachment belts every three years and when not in use store in a dry, cool, safe

place away from sunlight. Never store a treestand/climbing aid or any of its components outdoors when not in use. To purchase parts contact Big Game® Treestands at (800) 268-5077. Failure to follow these instructions may result in serious injury or death!

⚠️ WARNING! DO NOT attempt to use this or any other Big Game® product(s) when ice, snow, and/or freezing rain has deposited or formed on any portion of the tree or stand you intend to climb. Do not attempt to use this or any other Big Game® product(s) when thunderstorms are threatening and/or present within five (5) miles (8 km). Do not attempt to use this or any other product(s) when any other adverse weather condition(s) presents itself. These include, but are not limited to, weather conditions which have the potential for producing winds, lightning, rain, snow, sleet and/or any other atmospheric condition which may limit the user's ability to operate this Big Game® product(s) in a safe manner as described in this Instruction Manual. Shall inclement weather conditions arise during your use of this Big Game® product(s), return to the ground immediately. Failure to follow these instructions may result in serious injury or death!

⚠️ WARNING! ALWAYS wear the appropriate foot wear when using a treestand/climbing aid. A good nonslip safety boot is important for your safety. Be especially careful that boot laces do not get hooked on the treestand (or any of its components) or climbing aids (tuck shoelaces into boot before climbing). Failure to follow these instructions may result in serious injury or death!

⚠️ WARNING! DO NOT use this product, or attempt to use a treestand/climbing aid, on a dead, leaning, diseased, loose barked tree (bark that flakes or falls off), irregular shaped trees or utility poles. **DO NOT** use this product on any tree that does not allow for a level standing platform. Failure to follow these instructions may result in serious injury or death!

⚠️ WARNING! NEVER hunt out of a treestand at heights at which you are not completely comfortable. Depending upon the tree and hunting conditions, choose the minimum hunting height that allows for safe, effective hunting. Failure to follow these instructions may result in serious injury or death!

⚠️ WARNING! DO NOT use this, or any other product(s) to climb utility poles, telephone poles, structural columns or any other man-made structures. Never use this or any other Big Game® product(s) around power generation (e.g., transformers, generators, substations, etc.) and/or power transmission equipment. Never use a treestand/climbing aid on a dead, leaning, diseased or loose barked tree. **NEVER USE A TREE BRANCH, OR ANY PORTION OF A TREE, TO SUPPORT ANY PORTION OF YOUR WEIGHT OR AS A HAND HOLD.** Failure to follow these instructions may result in serious injury or death!

⚠️ WARNING! These Big Game® product(s) were designed for installation on trees with a minimum diameter of nine (9) inches (23 cm) and a maximum diameter of (20) inches (51 cm) at treestand installation height (i.e., seat height). **DO NOT** use your Big Game® product(s) on trees with trunk diameters that do not meet this minimum/maximum diameter requirement. Failure to follow these instructions may result in serious injury or death!

⚠️ WARNING! DO NOT stand on the treestand seat. Failure to follow these instructions may result in serious injury or death!

⚠️ WARNING! ALWAYS maintain three-point contact when climbing up/down a tree when using climbing aids and/or treestands. Proper three-point contact means having either two feet with one hand or one foot with two hands on the step portion of the climbing aids at all times when climbing up or down. Failure to follow these instructions may result in serious injury or death!

⚠️ WARNING! ALWAYS lean forward as you climb and attach your full-body fall arrest harness tree belt to the tree trunk before securing the platform to the tree and stepping onto the platform. Failure to follow these instructions may result in serious injury or death!

Shall you have any questions about the assembly, installation or use of this product, or any other product, please do not hesitate to call one of our customer service representatives at (800) 268-5077 and they will answer all questions you may have about any of the complete line of products. Please have the batch/serial number ready (find your batch number on a riveted metal tag affixed to your product) before calling to better assist you.

READ THIS MANUAL IN ITS ENTIRETY PRIOR TO USING THIS PRODUCT.

ATTENTION!! WHEN YOU SEE A "⚠️ WARNING!" BE SURE TO HEED THE MESSAGE! THE INFORMATION CONTAINED IN THESE MESSAGES CAN SAVE YOUR LIFE!!

CS050 THE QUICK STICK

⚠️ WARNING! Read **USAGE INSTRUCTIONS & WARNINGS** on pages 2-6 prior to assembly of this product! Failure to follow the instructions on pages 2-6 may result in serious injury or death!

⚠️ WARNING! **DO NOT** over tighten the hardware. Over tightening can lead to structural damage and may negatively affect the performance of your stand. Failure to follow these instructions may result in serious injury or death!

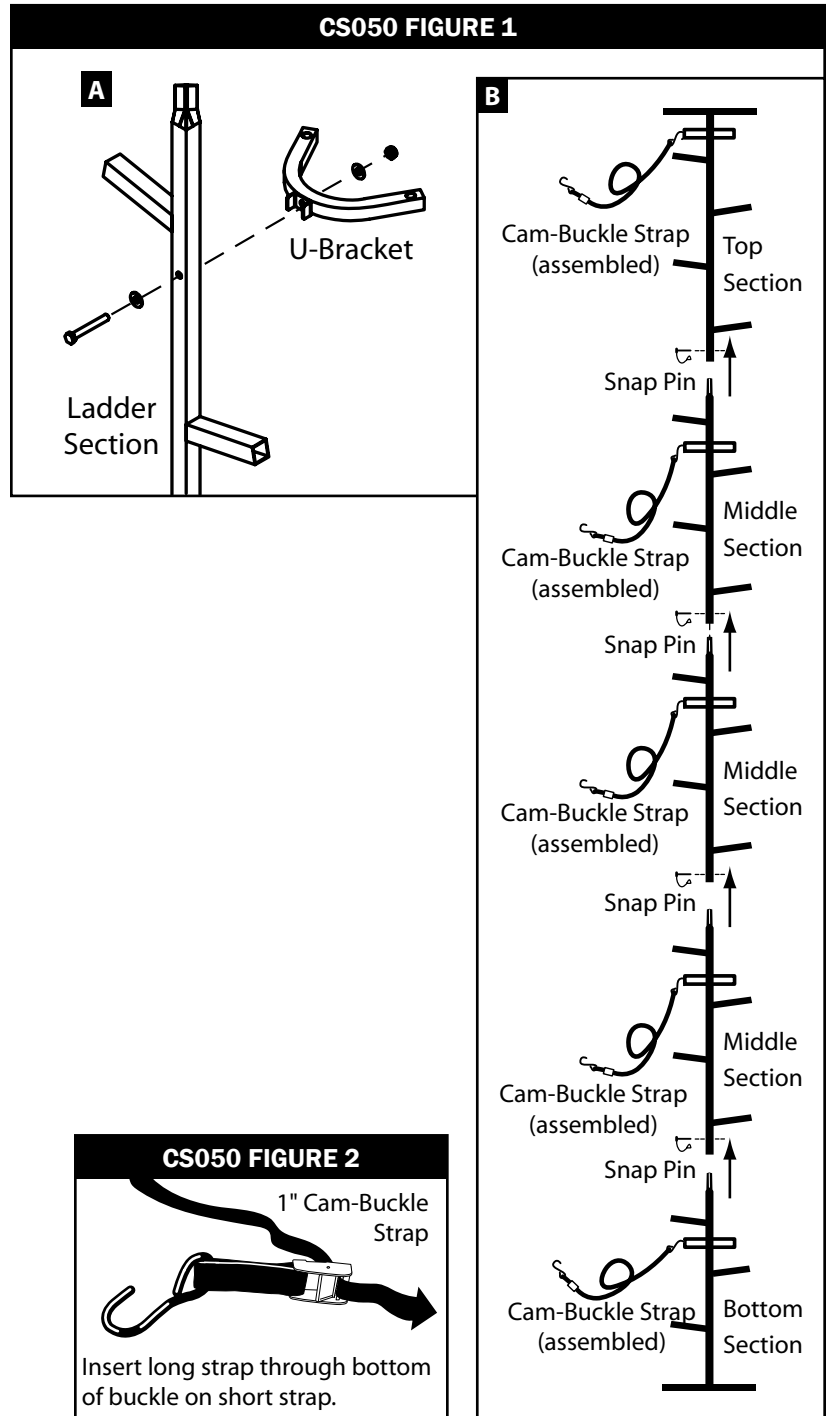
Refer to pages 5-6, **Field Installation**, for installation instructions.

STEP 1. Attach U-brackets onto each stick section using (1) 5/16" x 2 3/8" hex bolts, (2) washers, & (1) 5/16" nylock nuts. Tighten securely. (FIG. 1A)

STEP 2. Assemble Cam-Buckle straps. (FIG. 2) These straps will be hooked to one side of the U-bracket and hang freely until **Quick Stick** is ready to secure to the tree. (FIG. 1B)

STEP 3. Connect top, middle and bottom sections using snap pins. (FIG. 1B)

To activate your product's warranty, a registration card can be found on page 7 and must be completed and returned to the manufacturer within 30 days of purchase. Be sure to keep a copy of this for your records.



Parts List (CS050)		
Part #	Description	Qty
UP14-0127	Top Section	1
UP14-0128	Middle Section	3
UP14-0129	Bottom Section	1
UP10-0036	U-Brackets	5
UP10-0037	Support Straps	5
	Instruction Manual	1
Hardware Pack		
UP77-0045	5/16" x 2 3/8" Hex Bolt	5
UP77-0031	5/16" Steel Washer	10
UP77-0029	5/16" Nylock Nut	5
UP77-0065	Snap Pin 1/4" x 2"	4

CS050 SPECS	Minimum/Maximum Tree Diameter	Max. Weight Capacity (User and Equipment)	Maximum Occupancy	Tools Required for Assembly
	9" min. and 20" max. at installation height (i.e., seating platform height)	300 lbs/136 kg	ONE (1)	Adjustable Wrench - Qty 2 (Not included)

**ATTENTION!! WHEN YOU SEE A "⚠️ WARNING!" BE SURE TO HEED THE MESSAGE!
THE INFORMATION CONTAINED IN THESE MESSAGES CAN SAVE YOUR LIFE!!**

FIELD INSTALLATION

Prior to using this climbing system you must also read and follow all Safety Warnings from pages 2-3 of this manual.

⚠️ WARNING! A TMA compliant full-body fall arrest harness **HAS NOT BEEN PROVIDED** with this product. You must use the one which was supplied with your treestand, or a TMA compliant aftermarket full-body fall arrest harness, and strictly follow the manufacturer's instructions for its safe use. Failure to follow these instructions may result in serious injury or death!

⚠️ WARNING! Failure to read and strictly comply with the instructions contained here may result in serious injury or death!

⚠️ WARNING! When installing your climbing system, you must wear your full-body fall arrest harness and use the climbing belt at all times while installing or removing your climbing system. The use of the climbing belt ensures your stable attachment to the tree until installation is complete. Failure to follow these instructions may result in serious injury or death!

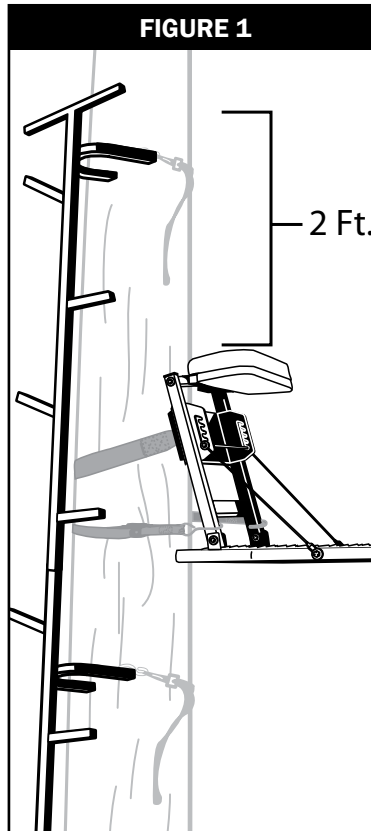
⚠️ WARNING! If using this climbing system with a fixed position treestand, you must install your climbing system so it extends a minimum of 24 inches (2 feet [61 cm]) above the **seating platform** (Fig. 1). This practice allows the user to have a firm hand hold when stepping down onto the foot platform. **NEVER** attempt to step up onto your foot platform. Failure to follow these instructions may result in serious injury or death!

⚠️ WARNING! You must visually check each ladder section connection prior to climbing. If you find a ladder section is separating, **DO NOT** climb the ladder. Failure to follow these instructions may result in serious injury or death!

⚠️ WARNING! Following ascent (climbing up), you must attach the full-body fall arrest harness tree belt to the tree trunk before disconnecting your climbing belt. This must be done prior to stepping down onto the foot platform. Failure to follow these instructions may result in serious injury or death!

⚠️ WARNING! When installing your climbing system, never attempt to climb with anything (e.g., fixed position treestand, weapon, etc.) in your possession. Always use a pull up rope to raise and lower the climbing system components with help from another adult at ground-level during installation and removal. **NEVER ATTEMPT TO CLIMB WITH ANY HUNTING COMPONENT OR ACCESSORY IN HAND OR ON YOUR BACK.** Failure to follow these instructions may result in serious injury or death!

⚠️ WARNING! Prior to attempting to use this or any other Big Game® product(s) you must take a moment and become familiar with its assembly, setup, use, installation, and removal. You must practice installing, setting-up, using and removal of this product(s) at ground-level prior to attempting to use it at heights above ground-level. Once you have become thoroughly knowledgeable and comfortable with this product(s) setup, installation, use and removal at ground-level, you are now ready to use it at heights above ground-level. Failure to follow these instructions may result in serious injury or death!



⚠️ WARNING! Your climbing system was designed for installation on trees with a minimum diameter of nine (9) inches (23 cm) and a maximum diameter of (20) inches (51 cm). **DO NOT** use your Big Game® product(s) on trees with trunk diameters that do not meet this minimum/maximum diameter requirement. Failure to follow these instructions may result in serious injury or death!

⚠️ WARNING! **DO NOT** leave your climbing system installed for more than two weeks (14 continuous days). Any number of factors can jeopardize its installation. These include, but are not limited to, weather or other environmental factors that can negatively affect its performance. Animals can also cause damage to your climbing system that can negatively affect its performance and your safety. Additionally, factors such as tree growth can stress and damage supporting straps and buckles. Failure to follow these instructions may result in serious injury or death!

⚠️ WARNING! **DO NOT** use this, or any other product(s) to climb utility poles, telephone poles, structural columns or any other man-made structures. Never use this or any other product(s) around power generation (e.g., transformers, generators, substations, etc.) and/or power transmission equipment. Failure to follow these instructions may result in serious injury or death!

⚠️ WARNING! Never use a treestand on a dead, leaning, diseased or loose barked tree. **NEVER USE A TREE BRANCH, OR ANY PORTION OF A TREE, TO SUPPORT ANY PORTION OF YOUR TREESTAND, CLIMBING SYSTEM OR BODY.** Failure to follow these instructions may result in serious injury or death!

⚠️ WARNING! **TO REDUCE YOUR RISK OF INJURY OR DEATH FROM FALLS YOU MUST WEAR A LINEMAN STYLE (CLIMBING BELT) FULL-BODY FALL ARREST HARNESS LANYARD/TETHER, TREE BELT, SUSPENSION RELIEF DEVICE THAT MEETS OR EXCEEDS INDUSTRY STANDARDS RECOGNIZED BY TMA WHILE CLIMBING/AND OR REMOVING ANY CLIMBING AIDS (I.E., LADDERS, STICKS, STEPS, ETC.). ALWAYS REMAIN HARNESSSED TO THE TREE FROM THE MOMENT YOU LEAVE THE GROUND UNTIL YOU RETURN TO THE GROUND. THE LINEMAN'S (CLIMBING BELT) STYLE FULL-BODY FALL ARREST HARNESS MUST BE WORN IN COMPLIANCE WITH THE MANUFACTURER'S INSTRUCTIONS.** Single safety belts and chest harnesses are no longer preferred and shall never be used. If you are not wearing a full-body fall arrest harness (that is connected to the tree) that is protecting you from a fall, do not leave the ground. To purchase an additional lineman's (climbing belt) style full-body fall arrest harness or to find out more information regarding full-body fall arrest harnesses, please contact us at (800) 268-5077. Failure to follow these instructions may result in serious injury or death!

To activate your product's warranty, a registration card can be found on page 7 and must be completed and returned to the manufacturer within 30 days of purchase. Be sure to keep a copy of this for your records.

READ THIS MANUAL IN ITS ENTIRETY PRIOR TO USING THIS PRODUCT.

ATTENTION!! WHEN YOU SEE A "⚠️ WARNING!" BE SURE TO HEED THE MESSAGE! THE INFORMATION CONTAINED IN THESE MESSAGES CAN SAVE YOUR LIFE!!

FIELD INSTALLATION

⚠️ WARNING! A TMA compliant full-body fall arrest harness HAS NOT BEEN PROVIDED with this product. You must use the one which was supplied with your treestand, or a TMA compliant aftermarket full-body fall arrest harness, and strictly follow the manufacturer's instructions for its safe use. Failure to follow these instructions may result in serious injury or death!

⚠️ WARNING! You must wear a full-body fall arrest harness system with the climbing belt attached prior to attempting to climb and/or remove your climbing system. You must be connected to the tree at all times during the removal of your climbing system, including the use of your climbing belt. Failure to follow these instructions may result in serious injury or death!

STEP 1: Make sure you are wearing your full-body fall arrest harness and climbing belt prior to installing your climbing system.

STEP 2: With the help of One (1) adult, gently raise the climbing system against the tree.

⚠️ WARNING! You must have two (2) adults to raise your climbing system to the tree. Failure to follow these instructions may result in serious injury or death!

STEP 3: Begin by attaching the bottom 2 or 3 (or as many as possible) Cam-Buckle straps from ground-level (Fig. 2).

STEP 4: With your climbing belt attached around the tree and while standing on a lower or middle section, attach the next most upper Cam-Buckle strap to the ladder section. (See top of right ladder on FIG. 1)

STEP 5: Continue Step 4 until all straps are attached.

⚠️ WARNING! CLIMBING SYSTEM MUST BE USED AS A COMPLETELY ASSEMBLED UNIT WITH THE BOTTOM LADDER SECTION IN DIRECT CONTACT WITH THE GROUND AT ALL TIMES. DO NOT USE SECTIONS INDEPENDENTLY. FAILURE TO FOLLOW THESE INSTRUCTIONS MAY RESULT IN SERIOUS INJURY OR DEATH!

REMOVING YOUR CLIMBING SYSTEM

STEP 1: Make sure you are wearing your full-body fall arrest harness and climbing belt prior to removing your climbing system.

STEP 2: With your climbing belt attached around the tree and while standing on a middle section, disengage the Cam-Buckle strap on the top ladder section.

STEP 3: Climb down to the bottom ladder section repeating Step 2.

STEP 4: With One (1) adult steadying the Quick Stick Ladder assembly, climb down onto the ground and disengage the final Cam-Buckle strap assembly. With the help of One (1) adult, gently lower the climbing system down to the ground.

⚠️ WARNING! You must have two (2) adults to remove your climbing system from the tree. Failure to follow these instructions may result in serious injury or death!

STORAGE AND CARE OF YOUR CLIMBING SYSTEM: Your new climbing system is factory finished with a state-of-the-art powder coating that guarantees years of trouble-free service. It is recommended that you store your climbing system out of direct sunlight and out of any other harsh environmental condition(s) that may adversely affect its performance.

⚠️ WARNING! CLIMBING SYSTEM MUST BE USED AS A COMPLETELY ASSEMBLED UNIT WITH THE BOTTOM LADDER SECTION IN DIRECT CONTACT WITH THE GROUND AT ALL TIMES. DO NOT USE SECTIONS INDEPENDENTLY. FAILURE TO FOLLOW THESE INSTRUCTIONS MAY RESULT IN SERIOUS INJURY OR DEATH!

FIGURE 1

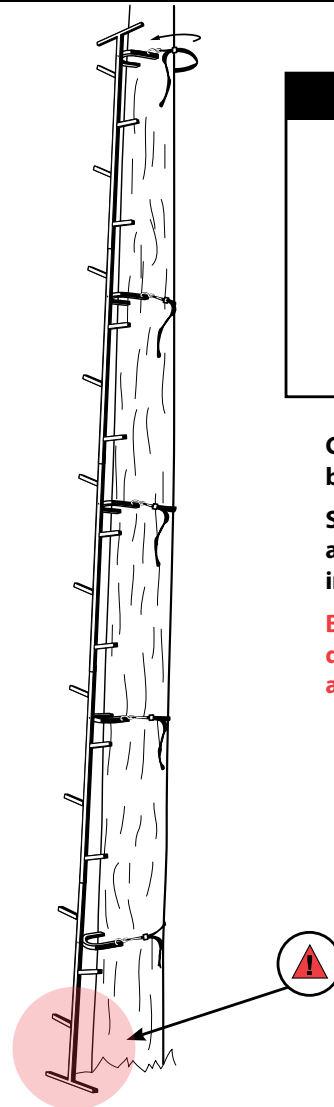
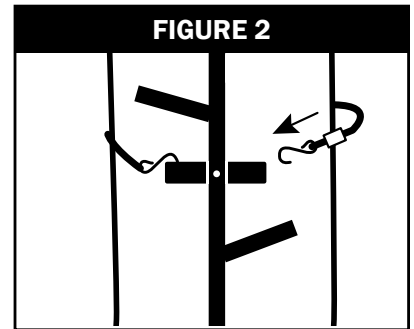


FIGURE 2



Climbing system is designed to be used as complete assembly.

Sections must be fully assembled and never used independently.

Bottom section must be in direct contact with the ground at all times.

**ATTENTION!! WHEN YOU SEE A "⚠ WARNING!" BE SURE TO HEED THE MESSAGE!
THE INFORMATION CONTAINED IN THESE MESSAGES CAN SAVE YOUR LIFE!!**

STANDARD LIMITED WARRANTY

Warranty: Mainstream Holdings, Inc. warrants all Big Game® Hunting Accessories treestands or climbing system products to be free from defects in material and workmanship for a period of twelve months from the original date of retail purchase. Mainstream Holdings, Inc. warrants the enclosed hardware (where applicable) is delivered to be free from physical defects for a period of twelve months from the original date of retail purchase.

Repair Procedures, Exclusive Remedy: Mainstream Holdings, Inc. will at its option, repair, or replace products not conforming to this limited warranty at no charge. THIS IS THE SOLE AND EXCLUSIVE REMEDY AVAILABLE FOR BREACH OF WARRANTY OR UNDER ANY OTHER LEGAL THEORY WITH RESPECT TO BIG GAME® HUNTING ACCESSORIES PRODUCTS. If you find a product to be defective, contact the customer service department at (800) 268-5077. When you receive authorization, return the product as directed at your expense. Product repairs not covered by warranty, and product updates, will be provided at a set rate.

Limitations: This warranty is void if the product is damaged by improper or abnormal use or by accident; if the product is altered or modified in any way other than those directed by official Big Game® Hunting Accessories instructions; or if any attempt is made to repair the product without authorization from Mainstream Holdings, Inc. It is solely the purchaser's responsibility to determine the suitability of these products for each particular application. Big Game® Hunting Accessories products are intended for hunting and hunting only. Big Game® Hunting Accessories are in all events not suitable, and are not authorized, for use in any situations that might pose potentially injurious to life and health, other than those situations that the products are intended for. This warranty is not assignable or transferable.

No Other Warranties: EXCEPT AS PROVIDED IN THIS LIMITED WARRANTY SET FORTH IN THE WARRANTY CARD SUPPLIED WITH BIG GAME® HUNTING ACCESSORIES AND INSTRUCTION SHEETS ARE PROVIDED "AS IS". ALL OTHER WARRANTIES AND REPRESENTATIONS, ORAL OR WRITTEN, EXPRESSED OR IMPLIED, INCLUDING BUT NOT LIMITED TO ANY IMPLIED WARRANTIES OF MERCHANTABILITY OR FITNESS FOR A PARTICULAR PURPOSE, ARE EXCLUDED AND DO NOT APPLY. THERE ARE NO WARRANTIES WHICH EXTEND BEYOND THE DESCRIPTION ON THE FACE HERE OF. Except as required by law, no representative, agent or employee of Mainstream Holdings, Inc. is authorized to make warranties, representations, or obligations inconsistent with or in addition to those set forth in this limited warranty.

No Damages: In no event will Mainstream Holdings, Inc. be liable for direct, indirect, special, incidental, or consequential damages resulting from breach of warranty or under any other legal theory, even if advised of the possibility of such damages. In no event will Mainstream Holdings, Inc. be liable for sums in excess of the purchase price of the product. BGHA, Inc is thus not liable for lost profits or goodwill; downtime; damage or destruction of items or equipment used with, or in conjunction with, Mainstream Holdings, Inc.; personal injury or loss; or any other damages.

General: (a) This agreement is the entire agreement between you and Mainstream Holdings, Inc.; supersedes any prior or different agreements, representations, or proposals; and may be changed only by written agreement with Mainstream Holdings, Inc. (b) Waiver by any party of any default or breach of this agreement will not constitute a waiver of any subsequent default or breach of the same of different kind. (c) The invalidity of any provision of this agreement shall not affect the validity of the other provisions hereof. (d) This agreement shall be governed by the laws of the State of Minnesota, U.S.A.

Mainstream Holdings, Inc. , PO Box 382, Windom, Minnesota 56101

REGISTRATION INFORMATION

Although Big Game® products are manufactured with the highest standards, regular maintenance is required for the upkeep of your product. Regular maintenance is the responsibility of the consumer; we recommend that you replace all strap assemblies and cam-buckle straps for your treestand, cables, and ALL hardware at least every three years. If at anytime there is a defect with any part of your treestand, we insist that you replace the part prior to using the stand. Improper or incorrectly performed maintenance or repair, including the use of unauthorized replacement parts, will void all warranties.

Replacement parts may be ordered on our website at www.BigGameTreestands.com or by calling our customer service department at (800) 268-5077.

OWNER'S RECORD

Product Name **QUICK-STICK**

Model Number **CS050**

Serial/Batch number _____
(Find your Batch number on a riveted metal tag affixed to your product)

Purchased From _____

Purchased Date _____

YOU MUST RETURN THE COMPLETED REGISTRATION CARD ABOVE WITHIN (30) DAYS OF THE PURCHASE IN ORDER TO ACTIVATE THE LIMITED WARRANTY COVERAGE.

(Make sure to include date purchased on the card!)

To activate your product's warranty, please mail in your registration card or submit it online at www.BigGameTreestands.com

PRODUCT REGISTRATION

Product Purchased **QUICK-STICK** Model Number **CS050**

Serial/Batch Number _____

Owner's Name _____

Street Address _____

City _____ State _____ Zip Code _____

E-mail Address _____ Phone _____

Owners Age (optional) _____ Gender (optional) M F

Date Purchased _____

Purchased From (Dealer Name) _____

How did you hear about us: ___ Catalog ___ Web page ___ Friend ___ Magazine

Other, Please Explain _____

Are you a: ___ Bow Hunter ___ Gun Hunter ___ Both

Treestand Preference: ___ Fixed Position ___ Climbing ___ Ladderstand

READ THIS MANUAL IN ITS ENTIRETY PRIOR TO USING THIS PRODUCT.



PO Box 382 • Windom, MN 56101

Toll Free: (800) 268-5077

www.BigGameTreestands.com