

Item #02080


Revised: 04.12.16




Remove Playpen from storage bag and unwrap the elastic strap from the pen.




Unfold the playpen.



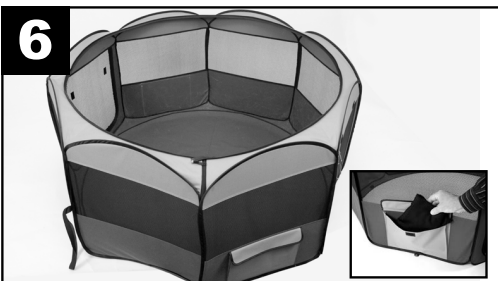
Position the 2 separated panels beside each other.



Locate the zipper pull and join the panels together using the zipper.




Position floor inside Playpen and attach to the base by aligning the attached Velcro patches.



If you do not wish to use the Screen Cover, you can fold Cover and place in the provided storage pocket.



To attach the Screen Cover locate the zipper pull and attach to the Playpen roof with zipper.



Full  
Assembly  
is now  
Complete.

**Care Tip**

Rinse off with water and dry fully assembled. DO NOT store wet.  
Floor can be rinsed and dried flat.

If you have any questions or concerns about this product, contact our customer service department at 1-800-295-2243 or [cs@waremfinc.com](mailto:cs@waremfinc.com) and we will help you with any problems, Mon-Fri 8:00-4:00 MST