

Life Stages[®]

Your Dog's Home For Life[®]

Value Priced

home training & travel series

- Easily Sets Up & Folds Down to Portable Size
- Durable, Black Electro-Coat Finish
- Safe & Secure Slide-Bolt Latches
- Includes Plastic Pan / Carrying Handles



Includes Divider Panel



Allows You to Adjust Length of Living Area as Your Puppy Grows Into Its Adult Size Home



Double Door Dog Crates

1622DD, 1624DD, 1630DD, 1636DD, 1642DD, 1648DD

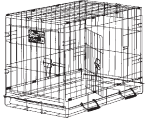
Provides *Front & Side* Access



Because Life Goes Better with Pets[®]

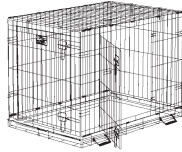


Double Door Dog Crates



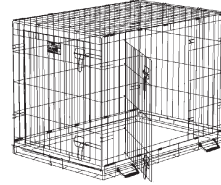
1622 DD

Size: 23 L x 14 W x 16 H "
58.4 x 35.5 x 40.6 cm
Mesh: 1 3/8 x 4 1/4 "
3.5 x 10.8 cm
Wire Gauge: 3, 6, 7, 9, 11, 12
Weight: 10.8 lbs (11.9 w/ctn)
4.9 kg (5.3 w/ctn)
Finish: Black Electro-Coat
*** Accessories:** all 22" /
56 cm QuietTime® Beds



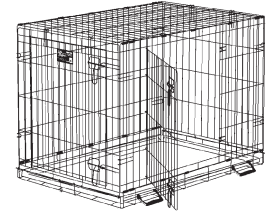
1624 DD

Size: 25.375 L x 19.25 W x 20.75 H "
61 x 46 x 53 cm
Mesh: 1 1/2 x 4 1/2 "
3.8 x 11.4 cm
Wire Gauge: 3, 6, 7, 8, 11, 12
Weight: 17.6 lbs (19.2 w/ctn)
8 kg (8.7 w/ctn)
Finish: Black Electro-Coat
*** Accessories:** FG24A, all 24"
/ 61 cm QuietTime® Beds



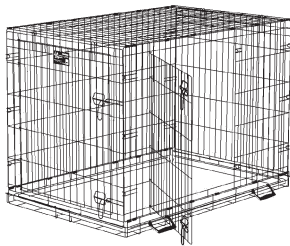
1630 DD

Size: 31.375 L x 22.5 W x 23.5 H "
79.6 x 57.1 x 59.6 cm
Mesh: 1 1/2 x 5 1/8 "
3.8 x 13 cm
Wire Gauge: 3, 6, 7, 8, 11, 12
Weight: 23.4 lbs (25.4 w/ctn)
10.6 kg (11.5 w/ctn)
Finish: Black Electro-Coat
*** Accessories:** FG30A, all 30"
/ 76 cm QuietTime® Beds



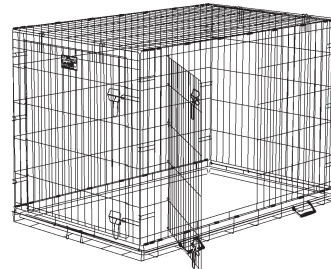
1636 DD

Size: 37.375 L x 25.5 W x 26.375 H "
94.9 x 64.7 x 67 cm
Mesh: 1 1/2 x 5 7/8 "
3.8 x 15 cm
Wire Gauge: 3, 6, 7, 9, 11, 12
Weight: 31.3 lbs (34.2 w/ctn)
14.1 kg (15.5 w/ctn)
Finish: Black Electro-Coat
*** Accessories:** FG36A, all 36"
/ 91 cm QuietTime® Beds



1642 DD

Size: 42.875 L x 28.75 W x 30.375 H "
108.9 x 73 x 77.1 cm
Mesh: 1 1/2 x 5 1/2 "
3.8 x 14 cm
Wire Gauge: 3, 6, 7, 9, 11, 12
Weight: 43.2 lbs (48.7 w/ctn)
19.5 kg (22 w/ctn)
Finish: Black Electro-Coat
*** Accessories:** FG42AB, all 42"
/ 107 cm QuietTime® Beds



1648 DD

Size: 49.25 L x 31 W x 32.625 H "
125 x 78.7 x 82.8 cm
Mesh: 1 1/2 x 6 "
3.8 x 15.2 cm
Wire Gauge: 3, 6, 7, 9, 11, 12
Weight: 51.1 lbs (55.3 w/ctn)
23.1 kg (25 w/ctn)
Finish: Black Electro-Coat
*** Accessories:** FG48AB, all 48"
/ 122 cm QuietTime® Beds



Roller POP Display

545
Length: 35 3/4" 93.4 cm
Width: Display 25 1/2" 64.8 cm
w/Header Sign 36 3/8" 92.4 cm
Height (overall with header):
w/Shelf 78 3/4" 200 cm
w/o Shelf 61" 155 cm
Weight: 50 lbs 22.7 kg

Cartons displayed vertically -
width: 63 5/8" 161.6 cm
Cartons displayed horizontally -
width: 42 5/8" 108.3 cm



Visit Our Website
For a Complete Listing of Products

**Pet Beds • Crate Casters
Feed Bowls • Ex Pens • Kennels . . .**

www.midwesthomes4pets.com
P.O. Box 1031 Muncie, IN 47308 USA Made in China
800 428 8560 PART# 5024 (153)