

# Life Stages<sup>®</sup>

Your Dog's Home For Life<sup>®</sup>

**Value Priced**

## home training & travel series

- Easily Sets Up & Folds Down to Portable Size
- Durable, Black Electro-Coat Finish
- Safe & Secure Slide-Bolt Latches
- Includes Plastic Pan / Carrying Handles



### Includes Divider Panel



Allows You to Adjust Length of Living Area as Your Puppy Grows Into Its Adult Size Home



## Double Door Dog Crates

1622DD, 1624DD, 1630DD, 1636DD, 1642DD, 1648DD

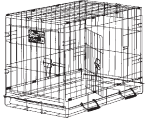
### Provides *Front & Side* Access



Because Life Goes Better with Pets<sup>®</sup>

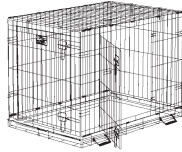


**Double Door Dog Crates**



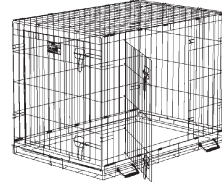
**1622 DD**

**Size:** 23 L x 14 W x 16 H "  
58.4 x 35.5 x 40.6 cm  
**Mesh:** 1 3/8 x 4 1/4 "  
3.5 x 10.8 cm  
**Wire Gauge:** 3, 6, 7, 9, 11, 12  
**Weight:** 10.8 lbs (11.9 w/ctn)  
4.9 kg (5.3 w/ctn)  
**Finish:** Black Electro-Coat  
**\* Accessories:** all 22" /  
56 cm QuietTime® Beds



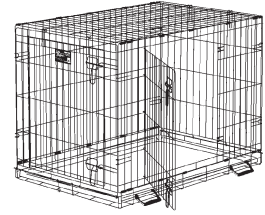
**1624 DD**

**Size:** 25.375 L x 19.25 W x 20.75 H "  
61 x 46 x 53 cm  
**Mesh:** 1 1/2 x 4 1/2 "  
3.8 x 11.4 cm  
**Wire Gauge:** 3, 6, 7, 8, 11, 12  
**Weight:** 17.6 lbs (19.2 w/ctn)  
8 kg (8.7 w/ctn)  
**Finish:** Black Electro-Coat  
**\* Accessories:** FG24A, all 24"  
/ 61 cm QuietTime® Beds



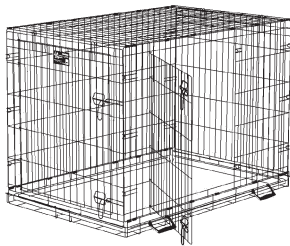
**1630 DD**

**Size:** 31.375 L x 22.5 W x 23.5 H "  
79.6 x 57.1 x 59.6 cm  
**Mesh:** 1 1/2 x 5 1/8 "  
3.8 x 13 cm  
**Wire Gauge:** 3, 6, 7, 8, 11, 12  
**Weight:** 23.4 lbs (25.4 w/ctn)  
10.6 kg (11.5 w/ctn)  
**Finish:** Black Electro-Coat  
**\* Accessories:** FG30A, all 30"  
/ 76 cm QuietTime® Beds



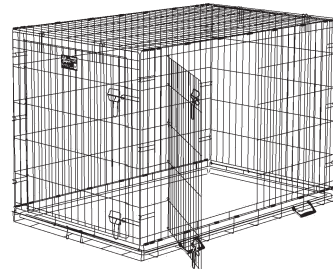
**1636 DD**

**Size:** 37.375 L x 25.5 W x 26.375 H "  
94.9 x 64.7 x 67 cm  
**Mesh:** 1 1/2 x 5 7/8 "  
3.8 x 15 cm  
**Wire Gauge:** 3, 6, 7, 9, 11, 12  
**Weight:** 31.3 lbs (34.2 w/ctn)  
14.1 kg (15.5 w/ctn)  
**Finish:** Black Electro-Coat  
**\* Accessories:** FG36A, all 36"  
/ 91 cm QuietTime® Beds



**1642 DD**

**Size:** 42.875 L x 28.75 W x 30.375 H "  
108.9 x 73 x 77.1 cm  
**Mesh:** 1 1/2 x 5 1/2 "  
3.8 x 14 cm  
**Wire Gauge:** 3, 6, 7, 9, 11, 12  
**Weight:** 43.2 lbs (48.7 w/ctn)  
19.5 kg (22 w/ctn)  
**Finish:** Black Electro-Coat  
**\* Accessories:** FG42AB, all 42"  
/ 107 cm QuietTime® Beds



**1648 DD**

**Size:** 49.25 L x 31 W x 32.625 H "  
125 x 78.7 x 82.8 cm  
**Mesh:** 1 1/2 x 6 "  
3.8 x 15.2 cm  
**Wire Gauge:** 3, 6, 7, 9, 11, 12  
**Weight:** 51.1 lbs (55.3 w/ctn)  
23.1 kg (25 w/ctn)  
**Finish:** Black Electro-Coat  
**\* Accessories:** FG48AB, all 48"  
/ 122 cm QuietTime® Beds



**Roller POP Display**

**545**  
**Length:** 35 3/4" 93.4 cm  
**Width:** Display 25 1/2" 64.8 cm  
w/Header Sign 36 3/8" 92.4 cm  
**Height (overall with header):**  
w/Shelf 78 3/4" 200 cm  
w/o Shelf 61" 155 cm  
**Weight:** 50 lbs 22.7 kg

Cartons displayed vertically -  
width: 63 5/8" 161.6 cm  
Cartons displayed horizontally -  
width: 42 5/8" 108.3 cm



Visit Our Website  
For a Complete Listing of Products

**Pet Beds • Crate Casters  
Feed Bowls • Ex Pens • Kennels . . .**

[www.midwesthomes4pets.com](http://www.midwesthomes4pets.com)  
P.O. Box 1031 Muncie, IN 47308 USA Made in China  
800 428 8560 PART# 5024 (153)