

iCrate®

Inclusive Home Training System

Double Door Dog Crates

1518DD, 1522DD, 1524DD, 1530DD, 1536DD, 1542DD, 1548DD



Versatile **Front & Side** Access

- ◇ Easily Sets Up & Folds Down to Portable Size
No Tools Required
- ◇ Safe and Secure Slide-Bolt Latches
- ◇ Easy to Clean Plastic Pan
- ◇ Includes Divider Panel



Easily Sets Up & Folds Down
No Tools Required



Allows you to adjust length of living area
as your puppy grows into its adult size home.



Patented

Because Life Goes Better with Pets®

MidWest®
Homes For Pets



1518DD

Size: 18.5 L x 12.25 W x 14.5 H"
47 L x 31.1 W x 36.8 H cm

Mesh: 1 1/2" x 5"
3.8 x 12.7 cm

Wire Gauge: 3, 6, 7, 9, 12

Weight: 8.2 lbs (9 w/ctn)
3.7 kg (4 w/ctn)

* **Accessories:** all 18"/46 cm
QuietTime® Beds



0 27773 00770 8



1522DD

Size: 22.5 L x 14 W x 16 H"
57.1 L x 35.5 W x 41 H cm

Mesh: 1 1/2" x 5"
3.8 x 12.7 cm

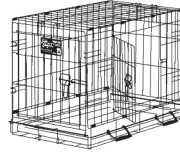
Wire Gauge: 3, 6, 7, 9, 12

Weight: 9.7 lbs (11 w/ctn)
4.4 kg (5 w/ctn)

* **Accessories:** all 22"/56 cm
QuietTime® Beds



0 27773 00771 5



1524DD

Size: 24.5 L x 18 W x 19 H"
62.2 L x 46 W x 48 H cm

Mesh: 1 1/2" x 5"
3.8 x 12.7 cm

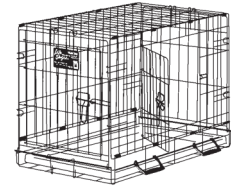
Wire Gauge: 3, 6, 7, 9, 12

Weight: 13.4 lbs (14.8 w/ctn)
6 kg (6.7 w/ctn)

* **Accessories:** FG24B, all 24"/
61 cm QuietTime® Beds



0 27773 00772 2



1530DD

Size: 30.5 L x 19.25 W x 21.5 H"
77.4 L x 48.8 W x 54.6 H cm

Mesh: 1 1/2" x 5"
3.8 x 12.7 cm

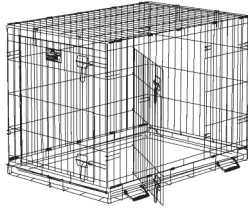
Wire Gauge: 3, 6, 7, 9, 12

Weight: 17.4 lbs (19.4 w/ctn)
7.8 kg (8.8 w/ctn)

* **Accessories:** FG30B, all 30"/
76 cm QuietTime® Beds



0 27773 00773 9



1536DD

Size: 36.5 L x 23.5 W x 24.75 H"
92.7 L x 59.6 W x 62.8 H cm

Mesh: 1 1/2" x 5"
3.8 x 12.7 cm

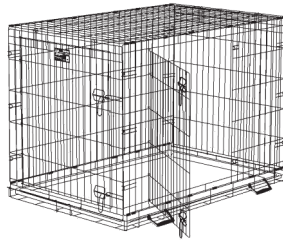
Wire Gauge: 3, 6, 7, 9, 12

Weight: 24 lbs (26.7 w/ctn)
10.9 kg (12.1 w/ctn)

* **Accessories:** FG36B, all 36"/
91 cm QuietTime® Beds



0 27773 00774 6



1542DD

Size: 42.875 L x 28.75 W x 30.375 H"
108.9 L x 73 W x 77.1 H cm

Mesh: 1 1/2" x 7 7/8"
3.8 x 20 cm

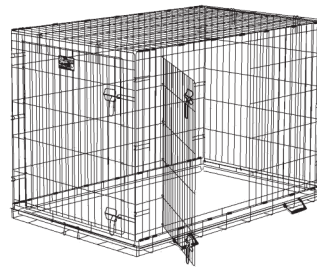
Wire Gauge: 3, 6, 7, 9

Weight: 33.3 lbs (37 w/ctn)
15.1 kg (16.7 w/ctn)

* **Accessories:** FG42AB, all 42"/
107 cm QuietTime® Beds



0 27773 00775 3



1548DD

Size: 48.5 L x 30.25 W x 32 H"
123.1 L x 76.8 W x 81.2 H cm

Mesh: 1 1/2" x 7 7/8"
3.8 x 20 cm

Wire Gauge: 3, 6, 7, 9

Weight: 44.5 lbs (48.7 w/ctn)
20.1 kg (22 w/ctn)

* **Accessories:** FG48AB, all 48"/
122 cm QuietTime® Beds



0 27773 00776 0



Visit Our Website
For a Complete Listing of Products

**Pet Beds • Crate Casters
Feed Bowls • Ex Pens • Kennels . . .**

www.midwesthomes4pets.com

P.O. Box 1031 Muncie, IN 47308 USA Made in China

800 428 8560 PART# 5088 (173)