

# iCrate<sup>®</sup>

**Inclusive** Home Training System



Easily Sets Up & Folds Down  
No Tools Required

## Single Door Dog Crates

1548, 1542, 1536, 1530, 1524, 1522, 1518



- ◇ Easily Sets Up & Folds Down to Portable Size  
*No Tools Required*
- ◇ Safe and Secure Slide-Bolt Latches
- ◇ Easy to Clean Plastic Pan
- ◇ Includes Divider Panel



Allows you to adjust length of living area  
as your puppy grows into its adult size home.



## Fashion Edition

Designed Specifically for Puppies & Small Dogs



**Pretty in Pink 1524PK**



**Hey Baby Blue 1524BL**



Patented

Because Life Goes Better with Pets<sup>®</sup>





## 1518

**Size:** 18.5 L x 12.5 W x 14.5 H"  
47 L x 31.7 W x 36.8 H cm

**Mesh:** 1.5" x 3.875"  
3.8 x 9.8 cm

**Wire Gauge:** 3, 9, 12

**Weight:** 7.1 lbs (7.9 w/ctn)  
3.2 kg (3.5 w/ctn)

\* **Accessories:** all 18"/46 cm  
QuietTime® Beds



## 1522

**Size:** 22.5 L x 13.5 W x 16 H"  
57.1 L x 34.2 W x 41 H cm

**Mesh:** 1.5" x 4.125"  
3.8 x 10.5 cm

**Wire Gauge:** 3, 7, 9, 12

**Weight:** 8.8 lbs (9.9 w/ctn)  
4 kg (4.5 w/ctn)

\* **Accessories:** all 22"/56 cm  
QuietTime® Beds



## 1524

**Size:** 24.5 L x 17.5 W x 19.5 H"  
62.2 L x 44.4 W x 49.5 H cm

**Mesh:** 1.5" x 4.125"  
3.8 x 10.5 cm

**Wire Gauge:** 3, 7, 9, 12

**Weight:** 12.8 lbs (14.3 w/ctn)  
5.8 kg (6.4 w/ctn)

\* **Accessories:** FG24B, all 24"/  
61 cm QuietTime® Beds



## 1530

**Size:** 30.5 L x 19.25 W x 21.5 H"  
77.4 L x 48.8 W x 54.6 H cm

**Mesh:** 1.5" x 4.5"  
3.8 x 11.4 cm

**Wire Gauge:** 3, 7, 8, 9, 11

**Weight:** 16.3 lbs (18.1 w/ctn)  
7.4 kg (8.2 w/ctn)

\* **Accessories:** FG30B, all 30"/  
76 cm QuietTime® Beds



## 1536


**Size:** 36.5 L x 23.25 W x 24.75 H"  
92.7 L x 59 W x 62.8 H cm

**Mesh:** 1.5" x 5.5"  
3.8 x 14 cm

**Wire Gauge:** 3, 7, 9, 11

**Weight:** 21.4 lbs (24.5 w/ctn)  
9.7 kg (11.1 w/ctn)

\* **Accessories:** FG36B, all 36"/  
91 cm QuietTime® Beds



## 1542


**Size:** 42.5 L x 28.5 W x 30.5 H"  
108 L x 72.3 W x 77.4 H cm

**Mesh:** 1.5" x 5.5"  
3.8 x 14 cm

**Wire Gauge:** 3, 7, 9, 11

**Weight:** 31.7 lbs (35.3 w/ctn)  
14.3 kg (16 w/ctn)

\* **Accessories:** FG42AB, all 42"/  
107 cm QuietTime® Beds



## 1548


**Size:** 48.5 L x 30.25 W x 32 H"  
123.1 L x 76.8 W x 81.2 H cm

**Mesh:** 1.5" x 6"  
3.8 x 15.2 cm

**Wire Gauge:** 3, 7, 9, 10

**Weight:** 41.2 lbs (45.6 w/ctn)  
18.6 kg (20.6 w/ctn)

\* **Accessories:** FG48AB, all 48"/  
122 cm QuietTime® Beds



## 1524PK

**Size:** 24.5 L x 17.5 W x 19.5 H"  
64.7 L x 44.4 W x 49.5 H cm

**Mesh:** 1.5" x 4.125"  
3.8 x 10.5 cm

**Wire Gauge:** 3, 7, 9, 12

**Weight:** 12.8 lbs (14.3 w/ctn)  
5.8 kg (6.4 w/ctn)

\* **Accessories:** all 24"/61 cm  
QuietTime® Beds



## 1524BL

**Size:** 24.5 L x 17.5 W x 19.5 H"  
64.7 L x 44.4 W x 49.5 H cm

**Mesh:** 1.5" x 4.125"  
3.8 x 10.5 cm

**Wire Gauge:** 3, 7, 9, 12

**Weight:** 12.8 lbs (14.3 w/ctn)  
5.8 kg (6.4 w/ctn)

\* **Accessories:** all 24"/61 cm  
QuietTime® Beds



## Roller POP Display

### 545

**Length:** 35 3/4" 93.4 cm  
**Width:** Display 25 1/2" 64.8 cm  
w/Header Sign 36 3/8" 92.4 cm  
**Height (overall with header):**  
w/Shelf 78 3/4" 200 cm  
w/o Shelf 61" 155 cm  
**Weight:** 50 lbs 22.7 kg

