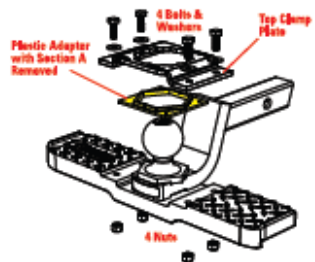


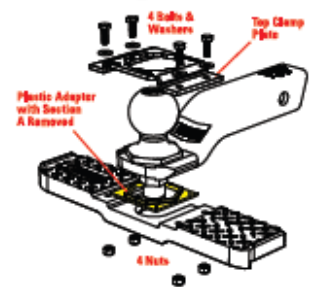
Fits any Reese® Towpower Ball Mount



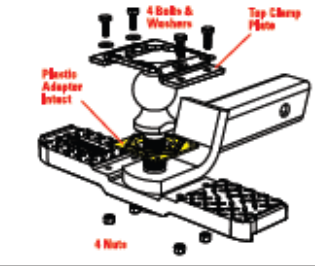
Installation For Class I & II InterLock Ball Mount



Installation For CarbonForged™ Ball Mount



Installation For Standard Ball Mounts



SAFE TOWING TIPS

Never exceed the rating of the lowest-rated component of your towing system, while using this accessory.



For safe and proper use, always step on treaded surface.



* Hitch Step may have to be removed for turns tighter than 90° or if trailer has any attachments or modifications that are positioned below the coupler.

Easy Installation



Insert hitch Step face underneath Ball mount.



Place top plate over ball & position supplied hardware.



Tighten hardware and you're ready to go.

TOW & GO HITCH STEP

CREQUENT CONSUMER PRODUCTS, INC.
29000-2 Aurora Road, Solon, Ohio 44135

MADE IN CHINA
FABRIQUE EN CHINE
HECHO EN CHINA

ReeseBrands.com
Questions?: 1-800-234-9962
© 2015 Crequent Consumer Products, Inc.
PATENT PENDING

7060200

REESE
TOWPOWER

500 LB
CAPACITY

WARNING: This product contains chemicals known to the state of California to cause cancer, birth defects or other reproductive harm.