






TAIL GATE FEEDER ASSEMBLY INSTRUCTIONS



Whats in the box?

1. Tail gate feeder
2. Bolts, Washer, Lock Washer, & Nut Set
3. Bracket
4. Flat Bar (100lb. only)
5. Hook Bar

Tools Needed?

1. Phillips head screw driver
2. Metric 10 wrench or socket

Instruction apply to both 100lb and 50lb Tail Gate Feeders. The 100lb. Feeder is used in the following demonstration.