




ADJUSTABLE

LOG RACK BRACKET KIT

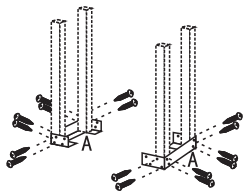
SKU 1030806



TM

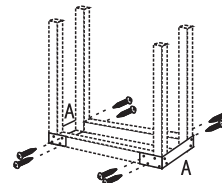
PARTS LIST

Part	A
Picture	
Quantity	2



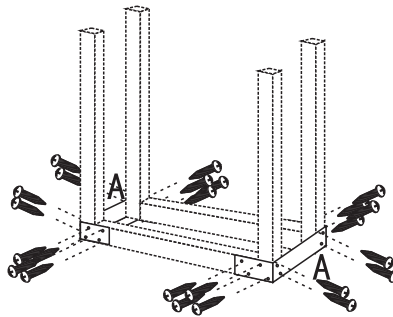
Step 1

individually connect four pieces of vertical woods with the bracket kit (A) by inserting wood screws through predrilled holes in the bracket kit (A)



Step 2

individually connect 2 pieces of horizontal woods with the bracket kit (A) by inserting wood screws through predrilled holes in the bracket kit (A)



WARNING

Do not allow children to play with or around log rack.

CARE AND MAINTENANCE

Use a soft cloth to wipe the rack.

Store in a clean, dry place when not in use.

Distributed by:
Tractor Supply Company
5401 VIRGINIA WAY
BRENTWOOD, TN 37027
FOR customer support,
call: 1-888-376-9601
WWW.TractorSupply.com
MADE IN CHINA

www.Tractorsupply.com