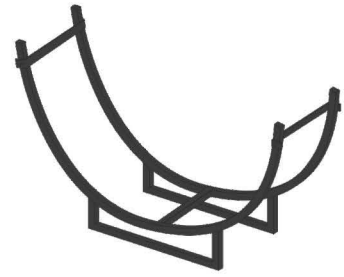


RED[®] STONE

TM

LOG CRADLE 40IN

SKU 1030849

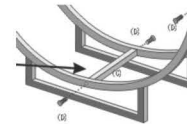
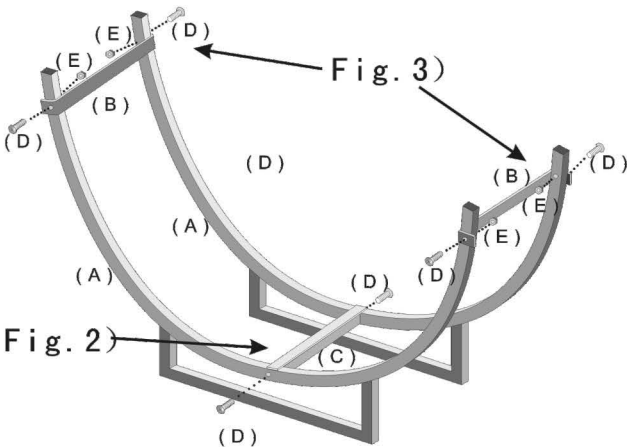


PARTS LIST

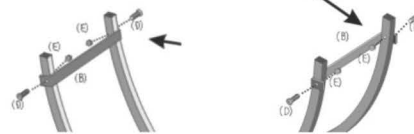
Part	A	B	C	D	E
Picture	Rack Stand	Side Support	Middle bar	Screws	Nuts
Quantity	2	2	1	6	4

INSTRUCTIONS:

1) Connect the two rack stand(A) by inserting screws(D) from each side, through predrilled holes in rack stands(A), and into predrilled holes in ends of middle bar(C). Tighten with screwdriver.



2) Attach the two side supports(B) to the rack stands(A) by inserting screws(D) from each side, through predrilled holes in side supports(B), through predrilled holes in rack stands(A), and secure with nuts(E). Tighten with screwdriver and wrench. NOTE: side supports(B) should be facing toward the inside of the rack assembly as illustrated.



WARNING

Do not allow children to play with or around log rack.

CARE AND MAINTENANCE

Use a soft cloth to wipe the rack.

Store in a clean, dry place when not in use.

Distributed by:
Tractor Supply Company
5401 VIRGINIA WAY
BRENTWOOD, TN 37027
FOR customer support,
call: 1-888-376-9601
WWW.TractorSupply.com
MADE IN CHINA

www.Tractorsupply.com